

# TOWN OF FRANKLIN

Post Office Box 1479  
Franklin, North Carolina 28744  
(828) 524-2516

## TOWN OF FRANKLIN, NORTH CAROLINA

### Budget Ordinance

For the Fiscal Year Ending June 30, 2026

**BE IT ORDAINED**, The Town Council of the Town of Franklin, Macon County, North Carolina that the accompanying budget is adopted in accordance with the applicable general statutes of the State of North Carolina for the fiscal year ending June 30, 2026.

**BE IT FURTHER ORDAINED**, that there hereby be levied the following rate of tax on each one hundred dollars (\$100) valuation of taxable property, as listed for taxes in January 1, 2025, for the purpose of raising the revenue from current year property tax as set forth in ad valorem tax revenue, and in order to assist, along with other anticipated revenues, in financing the appropriations per the accompanying budget.

General Fund (for general expenses incident to the proper government of the Town)	\$0.33
Total rate per \$100.00 valuation of taxable property	\$0.33
Fire District Tax Rate (set by the Macon County Board of County Commissioners)	\$0.07

**SECTION 1.** The Town Manager and/or Finance Officer are hereby authorized to transfer appropriations within a fund as contained herein under the following conditions:

- a) The Finance Officer may transfer amounts between objects of expenditure within a department.
- b) The Town Manager may transfer amounts between departments, as defined above, with a subsequent report to the Town Council, recorded in the minutes.
- c) The funding for approved reclassifications may be transferred from the budgeted reserve with the approval of the Town Manager.

- d) No revenues may be increased, no funds may be transferred from the Contingency account in the General Fund or Capital Projects Funds, and no transfers may be made between funds unless formal action is taken by the Town Council.

**SECTION 2.** The Town Manager is hereby authorized to accept grant funding which has been previously approved for application by the Town Council, including any local match involved. The Town Manager is authorized to execute any resulting grant documents. Also, the Town Manager is authorized to enter into contracts for purchases of apparatus, supplies, materials, or equipment as described in G.S. 143, Section 8 up to the limits stated therein for informal bidding which are within budgeted appropriations. The Town Manager is authorized to enter into routine service contracts in the normal course of town operation within budgeted appropriations. Change Orders for capital project contracts must be approved by the Town Council.

If vehicles or specific equipment purchases are included as part of the annual budget, the Town Manager is authorized to approve said purchases, even if over the set signature threshold, as the appropriation is assumed to be included in the Town Council approved budget.


All contracts authorized by this ordinance are approved for signature by the Mayor of the Town Council, Town Manager, and/or the Clerk to the Town Council as appropriate, as well as pre-audited by the Finance Officer.

**SECTION 3.** Copies of this Budget Ordinance shall be furnished to the Clerk of the Town Council and to the Budget Officer and Finance Officer to be kept on file by them for their direction in the disbursement of funds.


Adopted this 2nd day of June, 2025.

  
\_\_\_\_\_  
Mayor, C. Jack Horton

Attested:

  
\_\_\_\_\_  
Nicole Bradley, Town Clerk





# Town of Franklin


## FY 2025-2026

### Budget

Approved June 2, 2025

# Table of Contents

<b>Budget Message</b>	Pages 1 – 5
<b>Budget Pages</b>	
General Fund (Total and By Department)	Pages 6 – 25
Tourism Development Authority	Page 26
Water/Sewer Fund	Page 27
Fire Department Fund	Page 28
<b>Proposed Fee Schedule</b>	Pages 29 - 34
<b>Capital Improvement Plan</b>	
FY 2025 – 2026 CIP	Page 36
CIP for FY 2026 – 2030	Pages 38 – 40
CIP By Department	
Administration	Pages 41 – 44
Facilities	Pages 45 – 46
Information Technology (IT)	Pages 47 – 49
Planning	Pages 50 – 51
Police	Pages 52 – 54
Public Works	Pages 55 – 59
Streets	Pages 60 – 65
Water Treatment	Pages 66 – 72
Wastewater Treatment	Pages 73 – 75
Fire	Pages 76 – 78



# BUDGET MESSAGE

---

## 2025-2026

June 2, 2025

The Honorable Mayor Horton and Members of the Town Council  
Town of Franklin

Dear Mayor and Council Members:

In accordance with the provisions of the North Carolina General Statutes, staff presents the proposed Municipal Operating and Capital Budget for Fiscal Year 2025-2026.

### SUMMARY

This document represents the Town's financial plan for the next fiscal year, considering experience, forecasting efforts, and Town Council direction. The budget ensures the continued provision of high-quality service and identifies the anticipated revenue sources necessary to support our operations. The 2025-2026 fiscal year budget was developed based on a prioritization of needs for a well-rounded, full-service town. As with recent years, time was devoted in the preceding fiscal year towards evaluating options for increased operational efficiencies and cost savings. We also spent time evaluating existing staffing levels to identify needs based on shifting workload and recruitment and retention pressures.

Due to the conscientious decision making and fiscal responsibility of the Town Council and Town Staff, the Town of Franklin remains in a strong economic position. With the ability to utilize fund balance to complete certain one-time capital purchases and/or projects that enhance quality of life and provide economic development opportunities. While the Town has been fortunate to see many of its revenues hold steady or increase over the past year, all indications are that this will not continue.

The Leadership Team entered this budget development with the goal of keeping expenditures as close to the previous year as possible and to do so with minimal use of fund balance; however, there are some increases that we will be facing in the upcoming year. In preparation of the 2025-2026 budget, we face several familiar structural cost drivers that once again compete with desired projects for funding. These structural costs are similar for municipalities

across the state and country: rising healthcare costs, unfunded pension (retirement) liabilities, salary increases to assist employees combat rising inflation leading to higher employee retention, and post-employment benefit liabilities (insurance and LEO separation). High inflation rates have created cost pressure on almost every aspect of our budget. Lasting supply chain disruptions continue, uncertainty related to tariffs and increased demand for material goods are combining to create extreme price increases that have caused the cost of most goods to increase from just a year ago. These dramatic inflationary cost pressures make it necessary for the Town to more carefully consider expenditures, utility rates, and fees for service to ensure that our service provision continues at current levels.

The largest increases in expenditures comes from health and dental insurance premiums, a mandatory increase in employer retirement contributions, retiree health insurance, worker's compensation and property and liability insurance, utility increases proposed by various providers and other material costs. This budget also incorporates a 4% Cost of Living Adjustment (COLA) for all employees as this has not been requested since FY 2021. There is also a proposed Town Council stipend increase in this budget as the stipend has not been increased in 16 years.

Specific capital spending is recommended in the Water/Sewer fund as the Clearwell and High Service Pump Station is a necessary improvement at the Water Treatment Plant, as well as new water meters to replace aging infrastructure. General fund capital expenditures include completion of Phase I of the Whitmire Inclusive Play Area and the greenway connector at Allman Drive.

The Town allocated all of the American Rescue Plan Act (ARPA) funds prior to the December 31, 2024 deadline and should expend all of the ARPA funds by the end of the current fiscal year, well in advance of the December 31, 2026 termination date.

Mission and Vision statements for the Town were adopted in January 2025, and the budget was developed to meet the standards set forth by those statements and working toward the established goals.

### **Tax Rate**

This budget presented is balanced utilizing a rate of \$0.33 per \$100 valuation. This is the same tax rate as the previous year. The combined collection rate is predicted to be 97% which is in line with previous years. Franklin's tax base (real property and personal property) was estimated to be \$ 3,275,568.37 after adjustments by Macon County.

### **Personnel**

This budget is developed to be employee-centric. The largest General Fund expense for local governments is personnel. Due to the face-to-face nature of their work, the goal of all towns is to attract, train and retain a workforce that understands their jobs and provides service in a professional and personable manner. The budget incorporates a 4% Cost of Living Adjustment for all employees.

In the upcoming year we are faced with three items that will increase our personnel costs, employee health/dental insurance including retiree insurance and an increase in NC Local Government Retirement contributions. This proposal includes the increase in employee health insurance premiums, increase in dental premiums, and state mandated increases to the NC Local Government Retirement System (LGRS) (1.06% for LEO and 0.70% for all other employees).

There are two (2) recommended reclassifications that will impact the General Fund. The first is for Police Captain to be reclassified to Assistant Police Chief. This position will have additional administrative functions and supervisory duties allowing for a clear succession plan. The next reclassification is the Budget and Fiscal Analyst would become the Deputy Finance Director. This position has assumed additional duties related to fleet management, financial analysis and other financial functions. The individual in this position holds a NC Certified Finance Officer designation and reclassification is critical to succession planning and development.

### **General Fund**

This budget reflects a General Fund Budget of \$ 5,603,500.00. In this budget, we are proposing to use thirty thousand dollars (\$30,000.00) from fund balance. In order to reduce the budget to the full extent possible we have reduced the General Fund operating budget to minimal levels while still including Town Council requests for beautification, economic development and projects for recreational opportunities. All of the General Fund departments have held their operational budgets as steady as possible while addressing material cost increases.

There is a municipal election in Fiscal Year 2025/2026 and costs associated have been included in the budget. This expenditure only occurs every two years and did not appear in the prior year budget.

### **Water/Sewer Fund**

The proposed budget for the Water/Sewer Fund is \$ 5,390,821.79. The Clearwell and High Service pump station is noted in the Capital Improvement Plan, the estimated cost of this improvement is \$5,400,000. Replacement of 800 water meters that have reached the end of life are included in the budget and will be budgeted for each year until all 3,200+ meters have been replaced.

In order to fund the repairs and improvements to the Water Treatment Plant Phase II, purchase and install water meters and to ensure stability for the revenue stream to finance such, a recommended 10% increase in water and sewer fees is proposed. The 10-year capital

improvement plan was approved in 2020 and allotted for minimal annual increases as the Town was moving toward a debt service cycle under a State Revolving Fund Loan.

The rationale for having a 10% increase is this, when the 10-year CIP was developed by engineers in 2019 and adopted by Town Council in 2020, it was at the beginning of the pandemic, and the study did not take into account the dramatic increase in the cost of materials such as pipe, meters and chemicals used to treat water that we have seen since then due to supply chain issues, post-natural disaster demand and now tariffs. Municipalities across the state were handed an unfunded mandate related to lead and copper regulations which required an inventory of all lines and a requirement to replace any lines that meet specific criteria. There are continuing monitoring requirements as well. This increase was not undertaken lightly. The cost to treat wastewater and produce drinking water have continued to escalate and with necessary improvements required to both water and wastewater systems, the rates for these services have to be adjusted to cover those costs.

There is a need to appropriate from the retained earnings in order to ensure that we meet the requirements of a balanced budget. The amount required is \$729,071.79.

### **Fire Department Fund**

Based on current estimates fire tax revenues are projected at \$ 1,665,257.00 for fiscal year 2025-2026. The Fire Department's proposed fire district tax rate is \$0.07 cents per one hundred dollars (\$100) of valuation. This is the same rate as in FY 2024/2025. This amount is contingent upon approval by the Macon County Board of County Commissioners.

The Fire Department continues to look for grant funding opportunities for various apparatus and gear and has done a capital improvement plan for expenditures needed to remain in compliance with NFPA standards.

The Fire Department substation located on NP&L Loop should be completed by the end of the Fiscal Year 2024/2025 utilizing a directed grant from the State of North Carolina.

### Conclusion

This budget for the Fiscal Year 2025-2026 is balanced as required by law and continues to provide existing services while meeting the governing body's priorities and policy goals.

The budget presented is one that continues to carry the Town into the future while being cognizant of the changing economic climate and maintains a competitive salary structure within the region for employees. The costs of services, materials and supplies and salary adjustments have impacted overall operational expenditures. However, every effort has been made to closely monitor expenditures, find efficiencies and plan for the future. The budget reflects a stable tax rate of \$0.33 cents per \$100 valuation in order to continue to operate effectively.

Included in this budget is a copy of the five-year capital improvement plan (CIP) for all departments as well as the updated fee schedule.

The total proposed budget for Fiscal Year 2025-2026 is \$12,699,578.79; this is a 5.76% increase from last FY. The proposed budget for Fiscal Year 2025-2026 continues to address critical infrastructure needs including sidewalk improvements, recreational opportunities, water and sewer infrastructure and continued quality service provision all while maintaining a healthy fund balance and doing so in a cost-effective manner.

The development of this budget was made possible through the knowledge and contributions of the staff of the Town Franklin and the Town Council. The Leadership Team is committed to providing a high level of service at a reasonable cost to its citizens. As stewards of public resources, staff believes our primary role is to concentrate budgeting efforts on ensuring the safety of our community by investing in public safety and infrastructure, and maintaining current service levels. This budget reflects the Town's commitment to improving our community while positioning Franklin to be financially stable well into the future.

I appreciate the time and consideration of the Town Council as they have reviewed and discussed the budget and provided input, direction and guidance.

Respectfully submitted,

*Amanda W. Owens*

Amanda W. Owens, Town Manager

TOWN OF FRANKLIN, NORTH CAROLINA				
<b>Budget for the Year Ending June 30, 2026</b>				<b>EXHIBIT A</b>
<b>Revenues:</b>	<b>General Fund</b>	<b>Fire Dept Fund</b>	<b>W &amp; S Enterprise Fund</b>	<b>Total</b>
Ad Valorem Taxes	\$ 3,109,000.00	\$ -	\$ -	\$ 3,109,000.00
Other Taxes	\$ 1,335,000.00	\$ 1,660,257.00	\$ -	\$ 2,995,257.00
Unrestricted Intergovernmental	\$ 400,000.00	\$ -	\$ -	\$ 400,000.00
Restricted Intergovernmental	\$ 320,000.00	\$ -	\$ -	\$ 320,000.00
Licenses and Permits	\$ 8,000.00	\$ -	\$ -	\$ 8,000.00
Sales and Services	\$ -	\$ -	\$ 4,576,750.00	\$ 4,576,750.00
Other Revenues	\$ 401,500.00	\$ 5,000.00	\$ 85,000.00	\$ 491,500.00
<b>Total Anticipated Revenue:</b>	<b>\$ 5,573,500.00</b>	<b>\$ 1,665,257.00</b>	<b>\$ 4,661,750.00</b>	<b>\$ 11,900,507.00</b>
Fund Balance Appropriated- General	\$ 30,000.00	\$ -	\$ -	\$ 30,000.00
Fund Balance Appropriated- Powell Bill	\$ -	\$ -	\$ -	\$ -
Fund Balance Appropriated- Fire	\$ -	\$ -		\$ -
Retained Earnings Appropriated	\$ -	\$ -	\$ 729,071.79	\$ 729,071.79
<b>Total Budget:</b>	<b>\$ 5,603,500.00</b>	<b>\$ 1,665,257.00</b>	<b>\$ 5,390,821.79</b>	<b>\$ 12,659,578.79</b>
<b>Appropriations:</b>				
General Government	\$ 1,782,659.00			
Public Safety	\$ 2,083,744.00	\$ 1,620,414.67		
Transportation	\$ 1,161,754.00			
Cultural/Recreation	\$ 129,000.00			
Planning/Tourism Development Authority	\$ 416,343.00			
Public Works			\$ 4,926,835.00	
Debt Service	\$ -	\$ 44,842.33	\$ 463,986.79	
Contribution to Fund Balance	\$ -			
Contingency	\$ 30,000.00			
<b>Total Appropriations:</b>	<b>\$ 5,603,500.00</b>	<b>\$ 1,665,257.00</b>	<b>\$ 5,390,821.79</b>	<b>\$ 12,659,578.79</b>

## Exhibit A Appropriations

### General Government:

Governing Board	\$ 243,790.00
Administration	\$ 402,315.00
Finance	\$ 327,701.00
Tax	\$ 92,152.00
Legal	\$ 80,000.00
Facilities	\$ 428,083.00
IT	\$ 120,000.00
Retiree Insurance	\$ 88,618.00

**Total Appropriations**           **\$ 1,782,659.00**

### Public Safety:

Police	\$ 1,974,283.00
LEO	\$ 109,461.00
Fire	\$ 1,620,414.67

**Total Appropriations**           **\$ 3,704,158.67**

### Transportation:

Streets	\$ 1,021,754.00
Powell Bill	\$ 140,000.00

**Total Appropriations**           **\$ 1,161,754.00**

### Cultural/Recreation:

Festivals & Events	\$ 129,000.00
--------------------	---------------

**Total Appropriations**           **\$ 129,000.00**

### Planning & TDA:

Planning & TDA	\$ 416,343.00
----------------	---------------

**Total Appropriations**           **\$ 416,343.00**

### Public Works:

Everything but Debt Service	\$ 4,926,835
-----------------------------	--------------

**Total Appropriations**           **\$ 4,926,835**

### Debt Service:

General Debt	\$	-
Fire Debt	\$	44,842.33
Water and Sewer Debt	\$	463,986.79

<b>Total Appropriations</b>	<b>\$</b>	<b>508,829.12</b>
-----------------------------	-----------	-------------------

**Contingency:**

Contingency	\$	30,000.00
-------------	----	-----------

<b>Total Appropriations</b>	<b>\$</b>	<b>30,000.00</b>
-----------------------------	-----------	------------------

TOWN OF FRANKLIN, NORTH CAROLINA			
<b>General Fund</b>	<b>SCHEDULE 1</b>		
<b>Detail Budget of Revenues</b>	<b>PAGE 1</b>		
<b>Source:</b>			
<b>Ad Valorem Taxes:</b>	<b>FY 2025-2026</b>		<b>FY 2024-2025</b>
Current Year	\$ 3,075,000.00		\$ 3,000,000.00
1st Prior Year	\$ 20,000.00		\$ 20,000.00
2nd Prior Year	\$ 3,000.00		\$ 3,000.00
3rd Prior Year	\$ 500.00		\$ 500.00
4th & Earlier Prior Year	\$ 500.00		\$ 500.00
Penalties & Interest	\$ 10,000.00		\$ 10,000.00
<b>Total Anticipated Revenue</b>	<b>\$ 3,109,000.00</b>		<b>\$ 3,034,000.00</b>
<b>Other Taxes:</b>			
Motor Vehicle Tax	\$ 110,000.00		\$ 110,000.00
Vehicle Rental Tax	\$ 25,000.00		\$ 25,000.00
Local Option Sales Tax	\$ 1,200,000.00		\$ 950,000.00
<b>Total Anticipated Revenue</b>	<b>\$ 1,335,000.00</b>		<b>\$ 1,085,000.00</b>
<b>Unrestricted Intergovernmental Revenues:</b>			
Franchise Tax	\$ 400,000.00		\$ 400,000.00
<b>Total Anticipated Revenue</b>	<b>\$ 400,000.00</b>		<b>\$ 400,000.00</b>
<b>Restricted Intergovernmental Revenue:</b>			
Powell Bill	\$ 140,000.00		\$ 140,000.00
ABC Law Enforcement Funds	\$ -		\$ -
Local Occupancy Tax	\$ 180,000.00		\$ 180,000.00
SCIF GRANT	\$ -		\$ -
<b>Total Anticipated Revenue</b>	<b>\$ 320,000.00</b>		<b>\$ 320,000.00</b>

TOWN OF FRANKLIN, NORTH CAROLINA			
<b>General Fund</b>	<b>SCHEDULE 1</b>		
<b>Detail Budget of Revenues</b>	<b>PAGE 2</b>		
<b>Source:</b>			
<b>Licenses &amp; Permits:</b>	<b>FY 2025-2026</b>		<b>FY 2024-2025</b>
Zoning Permits	\$ 4,000.00		\$ 3,000.00
Sign Permits	\$ 500.00		\$ 500.00
Local Business Registration Fee	\$ 3,000.00		\$ 3,000.00
ABC Permit Fee	\$ 500.00		\$ 500.00
<b>Total Anticipated Revenue</b>	<b>\$ 8,000.00</b>		<b>\$ 7,000.00</b>
<b>Other Revenues:</b>			
Investment Earnings	\$ 175,000.00		\$ 125,000.00
Rents	\$ 8,500.00		\$ 8,500.00
ABC Store Profit	\$ 100,000.00		\$ 100,000.00
Beer and Wine Excise Tax	\$ 16,500.00		\$ 16,500.00
Sale of Equipment/Miscellaneous	\$ 1,000.00		\$ 1,000.00
Returned Checks	\$ 750.00		\$ 750.00
Administration Reimbursement	\$ 87,500.00		\$ 87,500.00
Local Occupancy Tax Administration Fee	\$ 2,750.00		\$ 2,750.00
Court Costs	\$ 500.00		\$ 500.00
Special Events	\$ 9,000.00		\$ 9,000.00
Insurance Settlements	-		-
Refunds	-		-
Contributions & Donations	-		-
Parking Citation Fees			\$ -
<b>Total Anticipated Revenue</b>	<b>\$ 401,500.00</b>		<b>\$ 351,500.00</b>
<b>Fund Balance:</b>			
Fund Balance Appropriated-General	\$ 30,000.00		\$ -
Fund Balance Appropriated-Powell Bill	\$ -		\$ -
<b>Total Anticipated Revenue</b>	<b>\$ 30,000.00</b>		<b>\$ -</b>
<b>Total Anticipated Revenue</b>	<b>\$ 5,603,500.00</b>		<b>\$ 5,197,500.00</b>

<b>TOWN OF FRANKLIN, NORTH CAROLINA</b>			
<b>General Fund</b>	<b>SCHEDULE 2</b>		
<b>Detail Budget of Expenditures</b>	<b>PAGE 1</b>		
<b>Governing Body</b>	<b>FY 2025-2026</b>		<b>FY 2024-2025</b>
Salaries & Wages	\$ 46,800.00		\$ 32,000.00
FICA	\$ 3,490.00		\$ 2,450.00
Prof. Services- Accting	\$ 62,000.00		\$ 62,000.00
Unemployment	\$ 500.00		\$ 500.00
Other Prof.Services	\$ 40,000.00		\$ 40,000.00
Council/Community Relations	\$ 4,500.00		\$ 4,500.00
Supplies	\$ 3,000.00		\$ 5,000.00
Travel/Training	\$ 6,500.00		\$ 6,500.00
Advertising	\$ 2,000.00		\$ 2,000.00
Dues & Subscriptions	\$ 15,000.00		\$ 15,000.00
Economic Development	\$ 60,000.00		\$ 50,000.00
Picking on the Square	\$ -		\$ -
Contribution	\$ -		\$ -
<b>Total Expenditures</b>	<b>\$243,790.00</b>		<b>\$219,950.00</b>

TOWN OF FRANKLIN, NORTH CAROLINA			
<b>General Fund</b>	<b>SCHEDULE 2</b>		
<b>Detail Budget of Expenditures</b>	<b>PAGE 2</b>		
<b>Administration:</b>	<b>FY 2025-2026</b>		<b>FY 2024-2025</b>
Salaries & Wages	\$ 223,011.00		\$ 222,948.00
Part-time Salaries	\$ 21,800.00		\$ -
Longevity	\$ 1,118.00		\$ 978.00
401 (k)	\$ 10,142.00		\$ 11,197.00
FICA	\$ 17,184.00		\$ 17,131.00
Retirement	\$ 29,208.00		\$ 30,566.00
Group Insurance	\$ 19,316.00		\$ 35,595.00
Life Insurance	\$ 258.00		\$ 384.00
Dental	\$ 978.00		\$ 1,382.00
Unemployment Insurance	\$ 1,000.00		\$ 1,000.00
Other Prof.Services	\$ 50,000.00		\$ 50,000.00
Employee Relations	\$ 6,500.00		\$ 5,500.00
Supplies	\$ 3,500.00		\$ 3,500.00
Travel/Training	\$ 14,000.00		\$ 14,000.00
Employee Screenings	\$ 2,000.00		\$ 3,000.00
Dues & Subscriptions	\$ 1,800.00		\$ 1,760.00
Capital Outlay Equipment	\$ -		\$ -
Uniforms	\$ 500.00		\$ 500.00
<b>Total Expenditures</b>	<b>\$402,315.00</b>		<b>\$399,441.00</b>

TOWN OF FRANKLIN, NORTH CAROLINA			
<b>General Fund</b>	<b>SCHEDULE 2</b>		
<b>Detail Budget of Expenditures</b>	<b>PAGE 3</b>		
<b>Finance:</b>	<b>FY 2025-2026</b>		<b>FY 2024-2025</b>
Salaries & Wages	\$ 211,492.00		\$ 192,130.00
Part-Time Salaries	\$ -		\$ 500.00
Longevity	\$ 813.00		\$ 740.00
401 (k)	\$ 10,616.00		\$ 9,644.00
FICA	\$ 16,242.00		\$ 14,793.00
Retirement	\$ 30,572.00		\$ 26,327.00
Group Insurance	\$ 32,613.00		\$ 31,106.00
Life Insurance	\$ 386.00		\$ 384.00
Dental	\$ 1,467.00		\$ 1,382.00
Unemployment Insurance	\$ 750.00		\$ 750.00
Other Prof.Services	\$ -		\$ -
Supplies	\$ 3,000.00		\$ 3,000.00
Travel/Training	\$ 10,000.00		\$ 10,000.00
Contract Services	\$ 1,000.00		\$ 12,000.00
Dues & Subscriptions	\$ 5,600.00		\$ 5,600.00
Non-Capital Equipment	\$ 2,400.00		\$ 2,200.00
Uniforms	\$ 750.00		\$ 750.00
<b>Total Expenditures</b>	<b>\$327,701.00</b>		<b>\$311,306.00</b>

TOWN OF FRANKLIN, NORTH CAROLINA			
<b>General Fund</b>	<b>SCHEDULE 2</b>		
<b>Detail Budget of Expenditures</b>	<b>PAGE 4</b>		
<b>Tax Billing</b>	<b>FY 2025-2026</b>		<b>FY 2024-2025</b>
Salaries & Wages	\$ 56,389.00		\$ 53,722.00
Longevity	\$ 537.00		\$ 517.00
401 (k)	\$ 2,847.00		\$ 2,712.00
FICA	\$ 4,355.00		\$ 4,150.00
Retirement	\$ 8,198.00		\$ 7,404.00
Group Insurance	\$ 9,658.00		\$ 9,184.00
Life Insurance	\$ 129.00		\$ 128.00
Dental	\$ 489.00		\$ 461.00
Unemployment Insurance	\$ 500.00		\$ 500.00
Uniforms	\$ 250.00		\$ -
Supplies	\$ 1,800.00		\$ 1,800.00
Travel/Training	\$ 3,600.00		\$ 3,600.00
Dues & Subscriptions	\$ 400.00		\$ 400.00
Tax Overpayments & Refunds	\$ 3,000.00		\$ 3,000.00
<b>Total Expenditures</b>	<b>\$92,152.00</b>		<b>\$87,578.00</b>

<b>TOWN OF FRANKLIN, NORTH CAROLINA</b>			
<b>General Fund</b>	<b>SCHEDULE 2</b>		
<b>Detail Budget of Expenditures</b>	<b>PAGE 5</b>		
<b>Legal &amp; Elections</b>	<b>FY 2025-2026</b>		<b>FY 2024-2025</b>
Professional Services- Legal	\$ 65,000.00		\$ 65,000.00
Elections Expense	\$ 8,000.00		\$ -
Legal Advertising	\$ 7,000.00		\$ 7,000.00
<b>Total Expenditures</b>	<b>\$80,000.00</b>		<b>\$72,000.00</b>

TOWN OF FRANKLIN, NORTH CAROLINA			
<b>General Fund</b>	<b>SCHEDULE 2</b>		
<b>Detail Budget of Expenditures</b>	<b>PAGE 6</b>		
<b>Facilities:</b>	<b>FY 2025-2026</b>		<b>FY 2024-2025</b>
Salaries & Wages	\$ 82,116.00		\$ 75,962.00
Overtime	\$ 2,100.00		\$ 2,000.00
Longevity	\$ -		\$ -
401 (k)	\$ 4,209.00		\$ 3,899.00
FICA	\$ 8,449.00		\$ 5,965.00
Retirement	\$ 12,121.00		\$ 10,642.00
Group Insurance	\$ 27,662.00		\$ 26,412.00
Life Insurance	\$ 258.00		\$ 256.00
Dental	\$ 978.00		\$ 921.00
Unemployment Insurance	\$ 500.00		\$ 500.00
Uniforms	\$ 2,000.00		\$ 2,000.00
Supplies	\$ 10,000.00		\$ 9,000.00
Travel/Training	\$ 2,000.00		\$ 2,000.00
Telephone	\$ 11,000.00		\$ 10,000.00
Postage	\$ 6,000.00		\$ 6,000.00
Utilities	\$ 13,000.00		\$ 13,000.00
Building Maintenance	\$ 10,500.00		\$ 10,200.00
Equipment Maintenance	\$ 4,000.00		\$ 18,900.00
Memorial Park	\$ 5,000.00		\$ 5,000.00
Vehicle Maintenance	\$ 2,500.00		\$ 3,700.00
Fuel	\$ 3,000.00		\$ 3,000.00
Contract Services	\$ 7,300.00		\$ 15,800.00
Insurance & Bonds	\$ 135,000.00		\$ 135,000.00
Non-Capital Equipment	\$ -		\$ 1,000.00
Capital Outlay Vehicle	\$ -		\$ 40,000.00
Capital Outlay Equipment	\$ -		\$ 8,000.00
Beautification/Landscape Supplies	\$ 4,000.00		\$ 4,000.00
GASB	\$ 74,390.00		
<b>Total Expenditures</b>	<b>\$428,083.00</b>		<b>\$413,157.00</b>

TOWN OF FRANKLIN, NORTH CAROLINA			
<b>General Fund</b>	<b>SCHEDULE 2</b>		
<b>Detail Budget of Expenditures</b>	<b>PAGE 7</b>		
<b>IT:</b>	<b>FY 2025-2026</b>		<b>FY 2024-2025</b>
Supplies	\$ 9,000.00		\$ 9,000.00
Utilities	\$ 8,100.00		\$ 9,000.00
Contract Services	\$ 56,400.00		\$ 36,800.00
Computer Software/Relicense Fees	\$ 18,000.00		\$ 29,300.00
Non-Capital Outlay Equipment	\$ 3,500.00		\$ 4,600.00
Capital Outlay Equipment	\$ 25,000.00		\$ 30,000.00
<b>Total Expenditures</b>	<b>\$ 120,000.00</b>		<b>\$ 118,700.00</b>

TOWN OF FRANKLIN, NORTH CAROLINA		
<b>General Fund</b>	<b>SCHEDULE 2</b>	
<b>Detail Budget of Expenditures</b>	<b>PAGE 8</b>	
<b>Police:</b>	<b>FY 2025-2026</b>	<b>FY 2024-2025</b>
Salaries & Wages	\$ 1,059,702.00	\$ 974,395.00
Part-Time Salaries	\$ 14,000.00	\$ 14,000.00
Overtime	\$ 15,000.00	\$ 15,000.00
Longevity	\$ 13,047.00	\$ 11,407.00
401 (k)- Law Enforcement	\$ 52,124.00	\$ 47,965.00
401 (k)- General	\$ 2,340.00	\$ 2,139.00
FICA	\$ 84,820.00	\$ 77,867.00
Retirement- General	\$ 6,739.00	\$ 5,838.00
Retirement-LEO	\$ 167,838.00	\$ 144,278.00
Group Insurance	\$ 208,358.00	\$ 188,500.00
Life Insurance	\$ 2,328.00	\$ 2,315.00
Dental Insurance	\$ 8,797.00	\$ 8,288.00
Unemployment Insurance	\$ 4,000.00	\$ 4,000.00
Employee/Community Relations	\$ 5,000.00	\$ 5,000.00
Uniforms	\$ 23,000.00	\$ 23,000.00
Supplies	\$ 16,000.00	\$ 16,000.00
Travel/Training	\$ 13,000.00	\$ 13,000.00
Telephone	\$ 1,900.00	\$ 1,750.00
Other Communications	\$ 6,900.00	\$ 6,900.00
Utilities	\$ 20,000.00	\$ 17,000.00
Building Maintenance	\$ 3,000.00	\$ 3,000.00
Equipment Maintenance	\$ 3,400.00	\$ 3,400.00
Vehicle Maintenance	\$ 27,910.00	\$ 25,500.00
Fuel	\$ 42,000.00	\$ 42,000.00
Contract Services	\$ 26,100.00	\$ 31,000.00
Insurance & Bonds	\$ -	\$ -
Lease-Mobile Data Terminals	\$ -	\$ -
Dues & Subscriptions	\$ 1,430.00	\$ 1,125.00
ABC Law Enforcement Funds	\$ 5,000.00	\$ 5,000.00
K-9 Program PD	\$ 1,000.00	\$ 1,000.00
Non- Capital Equipment	\$ 40,300.00	\$ 10,000.00
Capital Outlay Equipment	\$ 19,250.00	\$ 29,000.00
Capital Outlay Vehicle	\$ 80,000.00	\$ 80,300.00
<b>Total Expenditures</b>	<b>\$ 1,974,283.00</b>	<b>\$ 1,809,967.00</b>

<b>TOWN OF FRANKLIN, NORTH CAROLINA</b>		
<b>General Fund</b>	<b>SCHEDULE 2</b>	
<b>Detail Budget of Expenditures</b>	<b>PAGE 9</b>	
<b>Law Enforcement Officer Separation:</b>	<b>FY 2025-2026</b>	<b>FY 2024-2025</b>
Separation Pay	\$ 101,681.00	\$ 101,681.00
FICA	\$ 7,780.00	\$ 7,780.00
<b>Total Expenditures</b>	<b>\$ 109,461.00</b>	<b>\$ 109,461.00</b>

TOWN OF FRANKLIN, NORTH CAROLINA			
<b>General Fund</b>	<b>SCHEDULE 2</b>		
<b>Detail Budget of Expenditures</b>	<b>PAGE 10</b>		
<b>Streets &amp; Maintenance:</b>	<b>FY 2025-2026</b>		<b>FY 2024-2025</b>
Salaries & Wages	\$ 182,261.00		\$ 169,537.00
Part-Time Salaries	\$ 41,500.00		\$ 40,000.00
Overtime	\$ 3,200.00		\$ 2,910.00
Longevity	\$ 1,408.00		\$ 1,082.00
401 (k)	\$ 9,057.00		\$ 8,677.00
FICA	\$ 17,031.00		\$ 16,335.00
Retirement	\$ 26,692.00		\$ 23,687.00
Group Insurance	\$ 46,952.00		\$ 44,778.00
Life Insurance	\$ 515.00		\$ 512.00
Dental Insurance	\$ 1,955.00		\$ 2,149.00
Unemployment Insurance	\$ 500.00		\$ 500.00
Other Professional Services	\$ 25,000.00		\$ 5,000.00
Uniforms	\$ 7,200.00		\$ 6,960.00
Supplies	\$ 11,500.00		\$ 11,500.00
Travel/Training	\$ 3,940.00		\$ 1,635.00
Utilities	\$ 150,000.00		\$ 120,000.00
Equipment Maintenance	\$ 12,000.00		\$ 12,000.00
Vehicle Maintenance	\$ 4,500.00		\$ 4,500.00
Beautification	\$ 42,000.00		\$ 32,500.00
Macon County Dumping Fees	\$ 3,500.00		\$ 3,500.00
Recreational Supplies	\$ 10,000.00		\$ 4,000.00
Fuel	\$ 14,000.00		\$ 14,000.00
Contract Services	\$ 2,600.00		\$ 2,600.00
Lease Payment	\$ -		\$ 17,800.00
Non-Capital Equipment	\$ 2,000.00		\$ 3,000.00
Capital Outlay Equipment			\$ 120,500.00
Capital Outlay Recreation	\$ 227,443.00		
Capital Outlay Improvements	\$ 175,000.00		\$ 173,054.00
<b>Total Expenditures:</b>	<b>\$ 1,021,754.00</b>		<b>\$ 842,716.00</b>

TOWN OF FRANKLIN, NORTH CAROLINA		
<b>General Fund</b>	<b>SCHEDULE 2</b>	
<b>Detail Budget of Expenditures</b>	<b>PAGE 10</b>	
<b>Streets &amp; Maintenance:</b>	<b>FY 2025-2026</b>	<b>FY 2024-2025</b>
Salaries & Wages	\$ 182,261.00	\$ 169,537.00
Part-Time Salaries	\$ 41,500.00	\$ 40,000.00
Overtime	\$ 3,200.00	\$ 2,910.00
Longevity	\$ 1,408.00	\$ 1,082.00
401 (k)	\$ 9,057.00	\$ 8,677.00
FICA	\$ 17,031.00	\$ 16,335.00
Retirement	\$ 26,692.00	\$ 23,687.00
Group Insurance	\$ 46,952.00	\$ 44,778.00
Life Insurance	\$ 515.00	\$ 512.00
Dental Insurance	\$ 1,955.00	\$ 2,149.00
Unemployment Insurance	\$ 500.00	\$ 500.00
Other Professional Services	\$ 10,000.00	\$ 5,000.00
Uniforms	\$ 7,200.00	\$ 6,960.00
Supplies	\$ 11,500.00	\$ 11,500.00
Travel/Training	\$ 3,940.00	\$ 1,635.00
Utilities	\$ 150,000.00	\$ 120,000.00
Equipment Maintenance	\$ 12,000.00	\$ 12,000.00
Vehicle Maintenance	\$ 4,500.00	\$ 4,500.00
Beautification	\$ 27,000.00	\$ 32,500.00
Macon County Dumping Fees	\$ 3,500.00	\$ 3,500.00
Recreational Supplies	\$ 10,000.00	\$ 4,000.00
Fuel	\$ 14,000.00	\$ 14,000.00
Contract Services	\$ 2,600.00	\$ 2,600.00
Lease Payment	\$ -	\$ 17,800.00
Non-Capital Equipment	\$ 2,000.00	\$ 3,000.00
Capital Outlay Equipment		\$ 120,500.00
Capital Outlay Recreation	\$ 227,443.00	
Capital Outlay Improvements	\$ 175,000.00	\$ 173,054.00
<b>Total Expenditures:</b>	<b>\$ 991,754.00</b>	<b>\$ 842,716.00</b>

TOWN OF FRANKLIN, NORTH CAROLINA			
<b>General Fund</b>	<b>SCHEDULE 2</b>		
<b>Detail Budget of Expenditures</b>	<b>PAGE 11</b>		
<b>Powell Bill:</b>	<b>FY 2025-2026</b>		<b>FY 2024-2025</b>
Supplies	\$ 5,000.00		\$ 3,000.00
Other Repairs & Services	\$ 9,000.00		\$ 10,000.00
Other Services	\$ 10,000.00		\$ -
Capital Outlay- Equipment	\$ 19,000.00		\$ 20,000.00
Capital Outlay- Vehicles	\$ -		\$ -
Capital Outlay- Improvements	\$ 97,000.00		\$ 107,000.00
<b>Total Expenditures</b>	<b>\$ 140,000.00</b>		<b>\$140,000.00</b>

<b>TOWN OF FRANKLIN, NORTH CAROLINA</b>			
<b>General Fund</b>	<b>SCHEDULE 2</b>		
<b>Detail Budget of Expenditures</b>	<b>PAGE 12</b>		
<b>Planning &amp; Economic Development:</b>	<b>FY 2025-2026</b>		<b>FY 2024-2025</b>
Salaries & Wages	\$ 134,334.00		\$ 126,744.00
Longevity	\$ 1,214.00		\$ 1,176.00
401 (k)	\$ 6,508.00		\$ 6,126.00
FICA	\$ 10,370.00		\$ 9,786.00
Retirement	\$ 18,742.00		\$ 16,724.00
Group Insurance	\$ 29,939.00		\$ 28,625.00
Life Insurance	\$ 258.00		\$ 256.00
Dental	\$ 978.00		\$ 921.00
Unemployment Insurance	\$ 500.00		\$ 500.00
Other Professional Services	\$ 16,000.00		
Supplies	\$ 2,000.00		\$ 2,000.00
Travel/Training	\$ 6,500.00		\$ 6,500.00
Vehicle Maintenance	\$ 500.00		\$ 2,000.00
Fuel	\$ 1,000.00		\$ 2,000.00
Dues & Subscriptions	\$ 500.00		\$ 500.00
Tourism Development Authority	\$ 180,000.00		\$ 180,000.00
Capital Outlay Equipment	\$ 7,000.00		
Capital Outlay Vehicles	\$ -		\$ 36,000.00
<b>Total Expenditures</b>	<b>\$ 416,343.00</b>		<b>\$ 419,858.00</b>

<b>TOWN OF FRANKLIN, NORTH CAROLINA</b>			
<b>General Fund</b>	<b>SCHEDULE 2</b>		
<b>Detail Budget of Expenditures</b>	<b>PAGE 13</b>		
<b>Festivals &amp; Events:</b>	<b>FY 2025-2026</b>		<b>FY 2024-2025</b>
Supplies	\$ 35,500.00		\$ 35,500.00
Advertising	\$ 5,000.00		\$ 6,000.00
Contracted Services	\$ 58,500.00		\$ 53,500.00
Dues & Subscriptions	\$ -		\$ -
Non-Capital Equipment	\$ -		\$ -
Gazebo Decoration Display	\$ 20,000.00		\$ 20,000.00
Contribution	\$ -		\$ -
Capital Outlay Equipment	\$ -		\$ -
Picking on the Square	\$ 10,000.00		\$ 10,000.00
<b>Total Expenditures</b>	<b>\$ 129,000.00</b>		<b>\$ 125,000.00</b>

<b>TOWN OF FRANKLIN, NORTH CAROLINA</b>			
<b>General Fund</b>	<b>SCHEDULE 2</b>		
<b>Detail Budget of Expenditures</b>	<b>PAGE 14</b>		
<b>Retiree Insurance</b>	<b>FY 2025-2026</b>		<b>FY 2024-2025</b>
Group Insurance	\$ 88,618.00		\$ 98,366.00
<b>Total Expenditures</b>	<b>\$ 88,618.00</b>		<b>\$ 98,366.00</b>

<b>TOWN OF FRANKLIN, NORTH CAROLINA</b>			
<b>General Fund</b>	<b>SCHEDULE 2</b>		
<b>Detail Budget of Expenditures</b>	<b>PAGE 15</b>		
<b>Debt Service:</b>	<b>FY 2025-2026</b>		<b>FY 2024-2025</b>
Principal	\$ -		\$ -
Interest	\$ -		\$ -
<b>Total Debt Service</b>	<b>\$ -</b>		<b>\$ -</b>
<b>Contingency:</b>			
Contingency	\$ 30,000.00		\$ 30,000.00
<b>Total Contingency</b>	<b>\$ 30,000.00</b>		<b>\$ 30,000.00</b>
<b>Total Appropriations</b>	<b>\$ 5,197,500.00</b>		<b>\$ 5,197,500.00</b>

TOWN OF FRANKLIN, NORTH CAROLINA			
<b>Tourism Development Fund</b>	<b>SCHEDULE 5</b>		
<b>Detail Budget of Expenditures</b>	<b>PAGE 1</b>		
<b>Revenues:</b>	<b>FY 2025-2026</b>		<b>FY 2024-2025</b>
Local Occupancy Tax	\$180,000.00		\$180,000.00
Appropriated Fund Balance	\$0.00		\$0.00
<b>Total Revenues:</b>	<b>\$180,000.00</b>		<b>\$180,000.00</b>
<b>Expenditures:</b>			
Tourism Development Authority	\$180,000.00		\$180,000.00
<b>Total Expenditures:</b>	<b>\$180,000.00</b>		<b>\$180,000.00</b>

TOWN OF FRANKLIN, NORTH CAROLINA			
<b>Water &amp; Sewer Enterprise</b>	<b>SCHEDULE 4</b>		<b>SCHEDULE 4</b>
<b>Detail Budget of Expenditures</b>	<b>PAGE 1</b>		<b>PAGE 1</b>
<b>Revenues:</b>	<b>FY 2025-2026</b>		<b>FY 2024-2025</b>
Utility Fees	\$ 4,446,750.00		\$ 4,042,500.00
Taps & Connections	\$ 25,000.00		\$ 25,000.00
Reconnections	\$ 15,000.00		\$ 15,000.00
Availability Fees	\$ 20,000.00		\$ 20,000.00
Dumping Fees	\$ 70,000.00		\$ 75,000.00
Macon County	\$ 44,000.00		\$ 44,000.00
Investment Earnings	\$ 40,000.00		\$ 40,000.00
Sale of Material & Assets	\$ -		\$ -
Miscellaneous	\$ 1,000.00		\$ 1,000.00
Insurance Settlements	\$ -		\$ -
Retained Earnings	\$ 729,071.79		\$ 843,430.03
<b>Total Revenues:</b>	<b>\$ 5,390,821.79</b>		<b>\$ 5,105,930.03</b>
Salaries & Wages	\$ 1,230,238.00		\$ 1,134,330.00
Part-Time Salaries	\$ -		\$ 15,000.00
Overtime	\$ 15,000.00		\$ 13,638.00
Longevity	\$ 9,063.00		\$ 8,460.00
401K-General	\$ 62,698.00		\$ 56,149.00
FICA	\$ 95,927.00		\$ 89,615.00
Retirement	\$ 180,568.00		\$ 153,287.00
Group Insurance	\$ 262,667.00		\$ 242,524.00
Life Insurance	\$ 2,958.00		\$ 2,942.00
Dental Insurance	\$ 11,240.00		\$ 10,591.00
Retiree Insurance	\$ 27,036.00		\$ 25,848.00
Unemployment Insurance	\$ 5,000.00		\$ 5,000.00
Other Professional Services	\$ 64,000.00		\$ 18,000.00
Employee Relations	\$ 2,500.00		\$ 2,500.00
Supplies	\$ 128,725.00		\$ 140,225.00
Telephone	\$ 12,300.00		\$ 12,000.00
Postage	\$ 20,000.00		\$ 20,000.00
Other Communications	\$ 1,320.00		\$ 1,320.00
Utilities	\$ 270,000.00		\$ 250,000.00
Water Tank Maintenance	\$ 76,000.00		\$ 78,750.00
Fuel	\$ 55,000.00		\$ 55,000.00
Insurance & Bonds	\$ 82,500.00		\$ 75,000.00
Administration Reimbursement	\$ 87,500.00		\$ 87,500.00
Lease Payment	\$ -		\$ 54,784.00
Capital Outlay-Equipment	\$ 36,800.00		\$ 48,300.00
Capital Outlay-Vehicle	\$ 80,000.00		\$ 110,000.00
Macon County Debt Service	\$ 36,000.00		\$ 36,000.00
License/Dues/Subscriptions	\$ 18,660.00		\$ 16,865.00
Uniforms	\$ 22,125.00		\$ 22,125.00
Lab Supplies	\$ 57,000.00		\$ 55,500.00
Chemicals	\$ 146,300.00		\$ 132,000.00
Travel/ Training	\$ 15,700.00		\$ 16,500.00
Building Maintenance	\$ 24,500.00		\$ 32,500.00
Equipment Maintenance	\$ 156,400.00		\$ 158,900.00
Vehicle Maintenance	\$ 27,500.00		\$ 26,800.00
Contract Services	\$ 94,340.00		\$ 95,600.00
Capital Outlay Improvements	\$ 200,000.00		
Capital Outlay -Sewer Lines	\$ 44,000.00		\$ 650,000.00
Capital Outlay-Water Lines	\$ 656,155.00		\$ 38,000.00
CIP- Water Meters	\$ 243,375.00		\$ 311,050.00
CIP- Fire Hydrants	\$ 15,000.00		\$ 20,000.00
Principal	\$ 413,223.85		\$ 655,536.55
Interest	\$ 50,762.94		\$ 69,490.48
Non-Capital Equipment	\$ 13,945.00		\$ 13,300.00
Reserve/Pump Lagoons	\$ 250,000.00		\$ 45,000.00
Transfer Out	\$ -		\$ -
GASB 87	\$ 57,015.00		
GASB 96	\$ 29,780.00		
<b>Total Expenditures:</b>	<b>\$ 5,390,821.79</b>		<b>\$ 5,105,930.03</b>

TOWN OF FRANKLIN, NORTH CAROLINA		
Fire Department Fund	SCHEDULE 3	
Detail Budget of Expenditures	PAGE 1	
Revenues:	FY 2025-2026	FY 2024-2025
Fire Tax	\$ 1,660,257.00	\$ 1,620,019.00
Contributions and Donations	\$ -	\$ -
Rents	\$ 5,000.00	\$ 5,000.00
Miscellaneous	\$ -	\$ -
FEMA-Fire Grant-SAFER	\$ -	\$ 13,000.00
Refunds	\$ -	\$ -
Insurance Settlements	\$ -	\$ -
Vending Receipts	\$ -	\$ -
Fund Balance Appropriated	\$ -	\$ -
<b>Total Revenues:</b>	<b>\$1,665,257.00</b>	<b>\$1,638,019.00</b>
Salaries & Wages	\$ 573,095.00	\$ 534,547.00
Part-Time Salaries	\$ 21,000.00	\$ 18,000.00
Overtime	\$ 52,000.00	\$ 48,884.00
Longevity	\$ 3,908.00	\$ 3,303.00
Fire Call Pay	\$ 32,000.00	\$ 58,000.00
401K- General	\$ 30,540.00	\$ 29,337.00
Retirement Fund	\$ 14,000.00	\$ 14,000.00
FICA	\$ 50,780.00	\$ 50,700.00
Retirement	\$ 87,954.00	\$ 80,089.00
Group Insurance	\$ 106,751.00	\$ 112,412.00
Life Insurance	\$ 1,286.00	\$ 1,280.00
Dental Insurance	\$ 4,887.00	\$ 4,605.00
Unemployment Insurance	\$ 1,000.00	\$ 1,000.00
Employee/Community Relations	\$ 14,500.00	\$ 14,500.00
Uniforms	\$ 10,080.00	\$ 12,000.00
Supplies	\$ 13,000.00	\$ 13,000.00
Computer Supplies	\$ -	\$ -
Travel/Training	\$ 4,500.00	\$ 4,500.00
Telephone	\$ 2,240.00	\$ 1,400.00
Utilities	\$ 22,000.00	\$ 20,000.00
Building Maintenance	\$ 10,000.00	\$ 10,000.00
Equipment Maintenance	\$ 9,850.00	\$ 10,900.00
Vehicle Maintenance	\$ 55,000.00	\$ 55,000.00
Vintage Vehicle Maintenance	\$ -	\$ -
Fuel	\$ 16,500.00	\$ 16,500.00
Contract Services	\$ 3,600.00	\$ 3,600.00
Insurance & Bonds	\$ 37,000.00	\$ 35,000.00
Dues & Subscriptions	\$ 5,780.00	\$ 4,700.00
Non- Capital Equipment	\$ 26,500.00	\$ 26,500.00
Capital Outlay-Reserve	\$ 409,063.67	\$ 388,597.13
Capital Outlay- Equipment	\$ -	\$ -
FEMA-Fire Grant-SAFER		\$ 20,000.00
Principal	\$ 40,000.00	\$ 40,000.00
Interest	\$ 4,842.33	\$ 5,664.87
Lease	\$ 1,600.00	
<b>Total Expenditures:</b>	<b>\$ 1,665,257.00</b>	<b>\$ 1,638,019.00</b>

# Fee Schedule

## FY 2025-2026

Administration/Finance/Tax Department Proposed Fee Schedule	
Description	Fee
Returned Check Fee	\$25
Returned ACH/Draft Fee	\$25
Occupant Change Fee	\$25
Memorial Park Rental Fee *Requires \$50 refundable deposit	\$100
Minimum Utility Acct Refund	\$5
Credit Card Fees	2.5% of Transaction
Special Events Fees	\$75 per vendor
Special Events Fees (Nonprofit)	\$25 per non-profit
Business Registration Fee	\$10
On Premise Wine	\$15
Off Premise Wine	\$10
On Premise Beer	\$15
Off Premise Beer	\$5
CD or DVD	\$5
Copies - Other info not specified	Minimum \$2 (1-10 copies) plus 20 cents each additional copy over 10

Fire Department Proposed Fee Schedule	
<p>The following fees are intended to recoup cost for the delivery of services in support of Special Events, Temporary Uses, and unique emergency situations (including but not limited to bomb threats, hazardous materials events, manhunts, and other unique calls for service). The specific mechanism and timing of fee recovery will be determined by the applicable department heads on a case-by-case basis.</p>	
Description	Fee
Hydrant flow/pressure testing - per hydrant	\$75
<b>Fire Department Deployment of Personnel, Apparatus, &amp; Equipment</b>	
Officer	\$35/hour
Firefighter	\$30/Hour
Light Duty/Support Vehicle	\$20/Hour
Fire Engine/Tanker	\$150/Hour
Ladder Truck	\$200/Hour
Materials Used	Actual Cost + 20%
Off Duty/Call Back Personnel	Hourly rate x 2
<b>False Alarms - Applied after 3 or more false alarms within a month</b>	
Residential	\$75
Business/Assembly	\$100
Educational/Industrial	\$150
<b>Administrative</b>	
Request for incident reports from Insurance Company	\$5

### Planning and Zoning Proposed Fee Schedule

If work is commenced before obtaining the proper permits then permit fee doubles. Square Foot Area is gross are of building or sign, no exclusions. Applicants are responsible for all advertising and administrative costs.

Description	Fee
Annexation - Satellite	\$500
Sign Permits	\$40 + \$.25 per square foot

<b>Land Development Permits</b>	
Single Family Detached + Additions	\$50
Accessory Building on SF Lot up to 12'X12'	\$20
Mult-Family (per unit)	\$25
Apartment Buildings (per apartment)	\$15
Commercial in C-1 Downtown	\$75
Commercial in C-2 Other area	\$100
Commercial in C-3 - Highway	\$150
Industrial	\$200
NMU, TND, & MICR per commercial unit	\$75
Zoning Compliance Letter	\$25
<b>Site Plan Review &amp; Development Permit</b>	
Preliminary	\$100
Final	\$100
<b>Subdivisions</b>	
Minor - Residential 2 Lots	\$100
Major - Residential 3 to 25 Lots	\$250
Major - Residential 26+ Lots	\$250 + \$15/lot>25
Commercial/Industrial	\$300
<b>Amendment Text</b>	<b>\$75</b>
<b>Appeals</b>	<b>\$100</b>
<b>Rezoning to:</b>	
R-1 to R-2	\$50
NMU, TND, MICR, PUD, &UV	\$150
C-1, C-2, C-3, or I-1	\$200
<b>Special Use Permit</b>	<b>\$500</b>
<b>Conditional Use Permit</b>	<b>\$500</b>
<b>Temporary Use Permit</b>	<b>\$50</b>
<b>Variance</b>	<b>\$300</b>
<b>Flood Permit</b>	<b>\$50</b>
<b>Copies</b>	<b>.05¢</b>
<b>Large Maps 36x36</b>	<b>\$10</b>
<b>Zoning Violation per day</b>	<b>\$500</b>
<b>Sign Violations per day</b>	<b>\$50</b>
<b>Wireless Tel Comm Substantial Modification</b>	<b>\$5,000</b>
<b>Wireless Tel Comm Eligible Facility</b>	<b>\$1,000</b>

<b>Police Department Proposed Fee Schedule</b>	
<b>Description - Precious Metals</b>	<b>Fee</b>
Initial Application	\$180
License (each)	\$10
Employee Background (each)	\$38
Annual Renewal	\$180
<b>False Alarm</b>	
False Alarm (after first)	\$100
<b>Traffic Code Capters 70-74 Violations</b>	
First citation	\$25
Second citation for same offense	\$100
Third and subsequent citation for same offense	\$200
<b>Animal Offenses Chapter 91 Violations</b>	
	\$50 max
<b>Noise Ordinance Chapter 94 Violations</b>	
First citation	\$25
Second citation for same offense	\$100
Third and subsequent citation for same offense	\$200
<b>Streets and Sidewalk Chapter 95 Violations</b>	
	\$50 max
<b>General Offenses Chapter 130 Violations</b>	
	\$50 max
<b>Miscellaneous</b>	
Carfax Report	\$10 Individual/\$20 Third Party
Off-Duty Officer Pay (3 Hour minimum)	\$40/Hour

Public Works Department Proposed Fee Schedule											
<b>Water and Sewer Account Fee's</b>					<b>Fee</b>						
<b>Deposit For Accounts</b>					<table border="0"> <tr> <td>Good Credit</td> <td>\$100</td> </tr> <tr> <td>Fair Credit</td> <td>\$150</td> </tr> <tr> <td>Poor Credit</td> <td>\$200</td> </tr> </table>	Good Credit	\$100	Fair Credit	\$150	Poor Credit	\$200
Good Credit	\$100										
Fair Credit	\$150										
Poor Credit	\$200										
Reconnect Fee Inside					\$50						
Reconnect Fee Outside					\$75						
Penalties					1.50%						
<b>Engineer Review Fee's</b>											
Line Extensions (Staff Review)					\$300						
Line Extensions (Engineering Firm)					Cost						
<b>Backflow Cross-Connection</b>											
Violation of Ordinance					\$1,000 Per Violation/Per Day						
Falsifying Records/Reports for Testing					\$1,000 Per Violation						
<b>Meters and Hydrants</b>					<b>Fee</b>						
Turn On/Off Meter During Business Hours (Customer Request)(Non-Emergency)					\$40.00						
Turn On/Off Meter After Business Hours (Customer Request)					\$100.00						
Meter Replacement (Customer Request)					Cost Plus 10%						
Meter Relocation Fee					Cost Plus 10%						
Fire Hydrant Installation					Cost Plus 10%						
Illegal Use of Fire Hydrant/Tampering Fee					\$500 + Damages						
Chemical Analysis of Water (Customer Request)					Cost Plus 10%						
<b>Bulk Water</b>					<b>Fee</b>						
2 Inch Hydrant Meter Base Charge (18,000 Gallons)					\$443.40						
3/4 Inch Hydrant Meter Base Charge (1,000 Gallons)					\$52.40						
Volume Charge Per 1,000 Gallons					\$8.10						
<b>Wastewater Services</b>					<b>Fee</b>						
Septic Truck Dumping Fee (Per Gallon)					\$0.10						
Late Payment Fee for Septic Truck Dumping Fee					1.5% of balance due						
RV/Camper Dumping Fee (Each)					\$50.00						
Surcharge BOD In Excess of Local Limits (Per LB)					\$0.25						
Surcharge TSS In Excess of Local Limits (Per LB)					\$0.15						
<b>Damaged Utilities</b>					<b>Per/HR</b>						
Utilities Damaged by Customer or Contractor					Cost of Equipment, Manpower and Supplies						
<b>Equipment Use (Min One Hour)</b>					<b>Per/HR</b>						
Rubber-Tired Backhoe					\$60						
Mini-Excavator					\$58						
Vac Truck					\$90						
Dump Truck Small					\$24						
Dump Truck Large					\$42						
Sewer Camera					\$60						
Air Compressor					\$24						
Soil Tamp					\$24						
Street Sweeper					\$90						
<b>Manpower Use (Min One Hour)</b>					<b>Per/HR</b>						
Town Employees					Job Title Payrate Midpoint						

<b>Water and Sewer Rates Residential</b>					
		FY 24/25		FY 25/26	
Size	Min. Gallons	Inside	Outside	Inside	Outside
3/4"	1,000	\$22.05	\$44.10	\$24.26	\$48.51
1 Inch	6,000	\$72.82	\$150.05	\$80.10	\$165.06
2 Inch	18,000	\$203.49	\$419.27	\$223.84	\$461.20
4 inch	24,000	\$319.62	\$658.46	\$351.58	\$724.31
6 Inch	30,000	\$464.68	\$957.29	\$511.15	\$1,053.02
8 Inch and Above					Set By Engineering Study
Volume Charge Water Per 1,000 Gallons		\$3.99	\$8.30	\$4.39	\$9.13
Sewer Base Charge		\$10.40	\$20.79	\$11.44	\$22.87
Volume Charge Sewer Per 1,000 Gallons		\$5.25	\$8.09	\$5.78	\$8.90
<b>Water and Sewer Rates Commercial</b>					
		FY 24/25		FY 25/26	
Size	Min. Gallons	Inside	Outside	Inside	Outside
3/4 Inch	1,000	\$29.24	\$60.27	\$32.16	\$66.30
1 Inch	6,000	\$94.55	\$194.88	\$104.01	\$214.37
2 Inch	18,000	\$247.07	\$509.04	\$271.78	\$534.49
4 inch	24,000	\$392.23	\$808.08	\$431.45	\$848.48
6 Inch	30,000	\$537.34	\$1,107.02	\$591.07	\$1,162.37
8 Inch and Above					Set By Engineering Study
Volume Charge Water Per 1,000 Gallons		\$4.57	\$9.45	\$5.03	\$9.92
Sewer Base Charge		\$11.13	\$23.00	\$12.24	\$24.15
Volume Charge Sewer Per 100 Gallons		\$5.25	\$10.71	\$5.78	\$11.25
<b>Water &amp; Sewer Tap Fee Schedule</b>					
	Size/Other	Inside	Outside		
Water	3/4 Inch	\$1,380	\$2,760		Plus Materials & Accessories
Water	1 Inch	\$1,725	\$3,450		Plus Materials & Accessories
Water	2 Inch	\$2,300	\$4,600		Plus Materials & Accessories
Water	4 Inch	\$3,163	\$6,325		Plus Materials & Accessories
Water	6 inch	\$3,795	\$7,590		Plus Materials & Accessories
Water	8 Inch	\$4,428	\$8,855		Plus Materials & Accessories
Water	10 Inch and Above				Set By Engineering Study
Water	Crossing Road (Punch)	\$300	\$600		
Water	Cutting Road	\$600	\$1,200		
Sewer	4 Inch	\$880	\$1,760		Plus Materials & Accessories
Sewer	6 Inch	\$1,100	\$2,200		Plus Materials & Accessories
Sewer	8 Inch	\$1,320	\$2,640		Plus Materials & Accessories
Sewer	10 Inch and Above				Set By Engineering Study
Sewer	Cutting Road	\$600	\$1,200		
<b>Availability Fee Schedule</b>					
	Water Meter Size	Water	Sewer		
Size/Fee	3/4 Inch	\$735	\$1,155		
Size/Fee	1 Inch	\$1,838	\$2,888		
Size/Fee	2 Inch	\$5,880	\$9,240		
Size/Fee	3 Inch	\$11,025	\$17,325		
Size/Fee	4 Inch	\$18,375	\$28,875		
Size/Fee	6 inch	\$44,100	\$69,300		
Size/Fee	8 Inch	\$55,125	\$86,625		
Size/Fee	10 Inch	\$73,500	\$105,000		
Size/Fee	12 Inch	\$91,875	\$144,375		
<b>Street Services</b>					Fee
Leaf Pickup (One Free per calendar year)					\$50.00
Brush Pickup (One Free per calendar year)					\$50.00

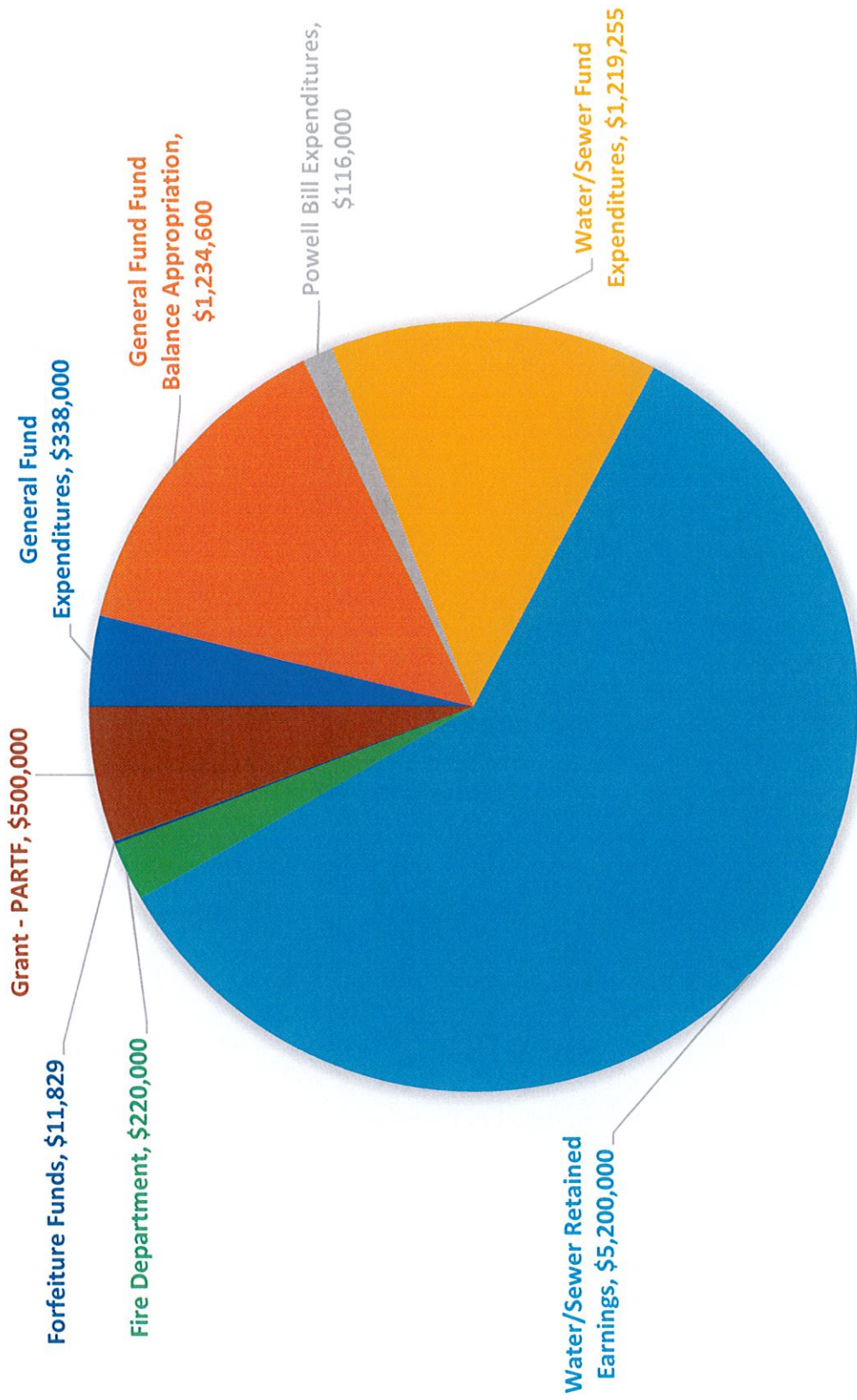
# Capital Improvement Plan FY 2026 - 2030

# FY 2026 Capital Improvement Plan

	Request	Funding Source
<b>Administration - CIP FY 2026</b>		
Whitmire Inclusive Play Area	\$1,234,600	General Fund
Whitmire Inclusive Play Area	\$500,000	PARTF GRANT
<b>Facilities - CIP FY 2026</b>		
Generator - Town Hall	\$30,000	General Fund
<b>IT - CIP FY 2026</b>		
Replacement Switches	\$25,000	General Fund
<b>Planning - CIP FY 2026</b>		
Plotter	\$8,000	General Fund
<b>Police - CIP FY 2026</b>		
Tasers	\$11,829	Forfeiture Funds
Vehicles - New (2)	\$100,000	General Fund
<b>Public Works CIP - FY 2024</b>		
Fire Hydrants	\$15,000	Water/Sewer Fund
Generator for Pump Station (w/tx switch)	\$30,350	Water/Sewer Fund
Vehicles - New (2)	\$80,000	Water/Sewer Fund
Water Meters	\$243,750	Water/Sewer Fund
<b>Streets CIP - FY 2024</b>		
Message Board	\$19,000	Powell Bill
Paving - Dan and Watauga Streets	\$97,000	Powell Bill
Sidewalk, Curb - Iotla Street	\$175,000	General Fund
<b>Water Treatment CIP - FY 2024</b>		
Water Loop - Siler Road	\$656,155	Water/Sewer Fund
Clearwell replacement	\$5,200,000	Water/Sewer Fund - Retained Earnings - Grants
Raw Water Pump replacement	\$95,000	Water/Sewer Fund
Window and Door replacement	\$25,000	Water/Sewer Fund
Roof Replacement	\$45,000	Water/Sewer Fund
Bathroom Upfits - ADA Compliance	\$29,000	Water/Sewer Fund
<b>Wastewater Treatment CIP - FY 2024</b>		
<b>Fire Department CIP - FY 2024</b>		
Replace pumper truck	\$60,000	Fire Dept Fund
Replace pumper/tanker truck	\$160,000	Fire Dept Fund
<b>\$8,839,684</b>		

<b>Fiscal Year 2026</b>	
General Fund Expenditures	<b>\$338,000</b>
General Fund Fund Balance Appropriation	<b>\$1,234,600</b>
Powell Bill Expenditures	<b>\$116,000</b>
Water/Sewer Fund Expenditures	<b>\$1,219,255</b>
Water/Sewer Retained Earnings	<b>\$5,200,000</b>
Fire Department	<b>\$220,000</b>
Forfeiture Funds	<b>\$11,829</b>
Grant - PARTF	<b>\$500,000</b>
<b>TOTAL CIP REQUESTS</b>	<b>\$8,839,684</b>

# CAPITAL IMPROVEMENT EXPENDITURES FY 2025-2026



Town of Franklin  
Capital Improvements Program (CIP)  
FY2026 - 2030

<u>ADMINISTRATION CIP BY YEAR</u>		<u>FY2026</u>	<u>FY2027</u>	<u>FY2028</u>	<u>FY2029</u>	<u>FY2030</u>
ADM	Whitmire Inclusive Play Area	1,734,600				
ADM	Amphitheater/Multipurpose facility		510,000			
ADM	Pump Track		110,000	175,000		
<b>ADMINISTRATION TOTAL</b>		1,734,600	620,000	175,000	0	0
<b>FY2026-2030 CIP TOTAL:</b>						2,529,600
<u>FUNDING SOURCES</u>		<u>FY2026</u>	<u>FY2027</u>	<u>FY 2028</u>	<u>FY 2029</u>	<u>FY 2030</u>
General Fund - Fund Balance		1,234,600				
General Fund			620,000			
Grants - PARTF Grant		500,000		175,000		
<b>ADMINISTRATION TOTAL</b>		1,734,600	620,000	175,000	0	0
<u>COUNCIL CIP BY YEAR</u>		<u>FY2026</u>	<u>FY2027</u>	<u>FY2028</u>	<u>FY2029</u>	<u>FY2030</u>
CO						
<b>COUNCIL TOTAL</b>		0		0	0	0
<b>FY2026-2030 CIP TOTAL:</b>						0
<u>FUNDING SOURCES</u>		<u>FY2026</u>	<u>FY2027</u>	<u>FY 2028</u>	<u>FY 2029</u>	<u>FY 2030</u>
General Fund						
<b>COUNCIL TOTAL</b>			0	0	0	0
<u>FACILITIES CIP BY YEAR</u>		<u>FY2026</u>	<u>FY2027</u>	<u>FY2028</u>	<u>FY2029</u>	<u>FY2030</u>
FAC	Generator Town Hall	30,000				
<b>FACILITIES TOTAL</b>		30,000	0	0		0
<b>FY2026-2030 CIP TOTAL:</b>						30,000
<u>FUNDING SOURCES</u>		<u>FY2026</u>	<u>FY2027</u>	<u>FY2028</u>	<u>FY2029</u>	<u>FY2030</u>
General Fund		30,000	0			0
<b>FACILITIES TOTAL</b>		30,000	0	0	0	0
<u>IT CIP BY YEAR</u>		<u>FY2026</u>	<u>FY2027</u>	<u>FY2028</u>	<u>FY2029</u>	<u>FY2030</u>
IT	Replacement Switches	25,000	27,000			0
IT	Server Upgrade/replacements			50,000		
<b>IT TOTAL</b>		25,000	27,000	50,000	0	0
<b>FY2026-2030 CIP TOTAL:</b>						102,000
<u>FUNDING SOURCES</u>		<u>FY2026</u>	<u>FY2027</u>	<u>FY2028</u>	<u>FY2029</u>	<u>FY2030</u>
General Fund		25,000	27,000	50,000		0
<b>IT TOTAL</b>		25,000	27,000	50,000	0	0
<u>PLANNING CIP BY YEAR</u>		<u>FY2026</u>	<u>FY2027</u>	<u>FY2028</u>	<u>FY2029</u>	<u>FY2030</u>
PLAN	Plotter	8,000	0	0	0	0
<b>PLANNING TOTAL</b>		8,000				
<b>FY2026-2030 CIP TOTAL:</b>						8,000
<u>FUNDING SOURCES</u>		<u>FY2026</u>	<u>FY2027</u>	<u>FY2028</u>	<u>FY2029</u>	<u>FY2030</u>
General Fund		8,000				
<b>PLANNING TOTAL</b>		8,000				

Town of Franklin  
Capital Improvements Program (CIP)  
FY2026 - 2030

<b>POLICE DEPARTMENT CIP BY YEAR</b>		<b>FY2026</b>	<b>FY2027</b>	<b>FY2028</b>	<b>FY2029</b>	<b>FY2030</b>
PD	Tasers	11,829	11,829	11,829	11,829	
PD	Vehicle - New	100,000	50,000	100,000	50,000	100,000
<b>POLICE DEPARTMENT TOTAL</b>		<b>111,829</b>	<b>61,829</b>	<b>111,829</b>	<b>61,829</b>	<b>100,000</b>
<b>FY2022-2028 CIP TOTAL:</b>						<b>447,316</b>

<b>FUNDING SOURCES</b>	<b>FY2021</b>	<b>FY2022</b>	<b>FY2023</b>	<b>FY2026</b>	<b>FY2027</b>
General Fund	100,000	50,000	111,829	50,000	100,000
Other (List) - Forfeiture Funds	11,829				
<b>POLICE DEPARTMENT TOTAL</b>	<b>111,829</b>	<b>50,000</b>	<b>111,829</b>	<b>50,000</b>	<b>100,000</b>

<b>PUBLIC WORKS CIP BY YEAR</b>		<b>FY2026</b>	<b>FY2027</b>	<b>FY2028</b>	<b>FY2029</b>	<b>FY2030</b>
PW	Fire Hydrants	15,000				
PW	Generators for Pump Station (with tx switch)	30,350	34,300			
PW	Vehicle Replacement	80,000	40,000			
PW	Water Meters	243,750	250,000	250,000		
Streets	Leaf Vacuum Roll Off		175,000			
Streets	Streets - Vehicle		40,000			
Streets	Message Board	19,000				
Streets	Sidewalk, Curb - Iotla Street	175,000				
Streets	Paving - Dan and Watauga Streets	97,000	100,000	100,000	100,000	100,000
<b>PUBLIC WORKS TOTAL</b>		<b>660,100</b>	<b>639,300</b>	<b>350,000</b>	<b>100,000</b>	<b>100,000</b>
<b>FY2026-2030 CIP TOTAL:</b>						<b>1,849,400</b>

<b>FUNDING SOURCES</b>	<b>FY2026</b>	<b>FY2027</b>	<b>FY2028</b>	<b>FY2029</b>	<b>FY2030</b>
General Fund	175,000	6,250	6,250	6,250	
Powell Bill Fund	116,000	110,000	110,000	110,000	110,000
Enterprise Fund (W/S)	369,100				
<b>PUBLIC WORKS TOTAL</b>	<b>660,100</b>	<b>116,250</b>	<b>116,250</b>	<b>116,250</b>	<b>110,000</b>

<b>WATER TREATMENT CIP BY YEAR</b>		<b>FY2026</b>	<b>FY2027</b>	<b>FY2028</b>	<b>FY2029</b>	<b>FY2030</b>
WATER	Water Loop - Siler Road	656,155				
WATER	Clearwell Replacement	5,200,000				
WATER	Raw Water Pump Replacement	95,000				
WATER	Windows and Door Replacement	25,000				
WATER	Roof Replacement	45,000				
WATER	Bathroom Upfits - ADA Compliance	29,000				
<b>WATER TREATMENT TOTAL</b>		<b>6,050,155</b>	<b>0</b>	<b>0</b>	<b>0</b>	<b>0</b>
<b>FY2026-2030 CIP TOTAL:</b>						<b>6,050,155</b>

<b>FUNDING SOURCES</b>	<b>FY2026</b>	<b>FY2027</b>	<b>FY2028</b>	<b>FY2029</b>	<b>FY2030</b>
Enterprise Fund (W/S)	850,155	0	0	0	0
Retained Earnings W/S	5,200,000				
<b>WATER TREATMENT TOTAL</b>	<b>6,050,155</b>	<b>0</b>	<b>0</b>	<b>0</b>	<b>0</b>

Town of Franklin  
Capital Improvements Program (CIP)  
FY2026 - 2030

**WASTEWATER CIP BY YEAR**

	<u>FY2026</u>	<u>FY2027</u>	<u>FY2028</u>	<u>FY2029</u>	<u>FY2030</u>
WWTP Paving Around WWTP Facility			40,000		
WWTP Steel building (storage/oil change pit)		75,000	75,000		
<b>UTILITIES (SEWER) TOTAL</b>	<b>0</b>	<b>75,000</b>	<b>115,000</b>	<b>0</b>	<b>0</b>
			<b>FY2026-2030 CIP TOTAL:</b>		<b>190,000</b>

**FUNDING SOURCES**

	<u>FY2026</u>	<u>FY2027</u>	<u>FY2028</u>	<u>FY2029</u>	<u>FY2030</u>
Enterprise Fund (W/S)	0	75,000	115,000		
<b>UTILITIES (SEWER) TOTAL</b>	<b>0</b>	<b>75,000</b>	<b>115,000</b>		<b>0</b>

**FIRE DEPARTMENT CIP BY YEAR**

	<u>FY2026</u>	<u>FY2027</u>	<u>FY2028</u>	<u>FY2029</u>	<u>FY2030</u>
FIRE Replace pumper truck	60,000	60,000	60,000	60,000	93,131
FIRE Replace pumper/tanker truck	160,000	160,000	160,000	160,000	160,000
<b>FIRE DEPARTMENT TOTAL</b>	<b>220,000</b>	<b>220,000</b>	<b>220,000</b>	<b>220,000</b>	<b>253,131</b>
			<b>FY2026-2030 CIP TOTAL:</b>		<b>1,133,131</b>

**FUNDING SOURCES**

	<u>FY2026</u>	<u>FY2027</u>	<u>FY2028</u>	<u>FY2029</u>	<u>FY2030</u>
General Fund					
Fire Department Fund	220,000	220,000	220,000	220,000	220,000
<b>FIRE DEPARTMENT TOTAL</b>	<b>220,000</b>				

		<u>% of CIP</u>
GENERAL FUND TOTALS	338,000	3.82
GENERAL FUND FUND BALANCE APPROPRIATION	1,234,600	13.97
POWELL BILL FUND TOTALS	116,000	1.31
ENTERPRISE FUND TOTALS	1,219,255	13.79
ENTERPRISE FUND RETAINED EARNINGS	5,200,000	58.83
FIRE DEPARTMENT FUND TOTALS	220,000	2.49
OTHER - Forfeiture funds	11,829	0.13
GRANTS - PARTF	500,000	5.66
<b>TOTAL REQUESTED FOR ALL FUNDS</b>	<b>8,839,684</b>	

# Administration

**FY2026-2030 CAPITAL IMPROVEMENT PROJECT FORM**

DEPARTMENT: Administration/Gov Body/Public Works DIVISION: Administration

PROJECT NAME: Inclusive Play Area LOCATION: Whitmire Property

YEAR: FY 2025-2026 ACCT#: 104120

Type of Project:  New  Expansion  
 Replacement  Renovation

Current/ Previous Expenditures	TOTAL PROJECT COST (Capital Only)	Total Appropriations to Date	Unappropriated Subsequent Years					Future Budget Years
			Budget Year 1 FY2026	Budget Year 2 FY2027	Budget Year 3 FY2028	Budget Year 4 FY2029	Budget Year 5 FY2030	
	\$ 1,734,600	\$ -	\$ 1,734,600	\$ -	\$ -	\$ -	\$ -	\$ -

**PROJECT COSTS**

<u>ACTIVITY</u>	FY 2026	FY 2027	FY 2028	FY 2029	FY 2030	FUTURE
Planning, Surveying, Design, Engineering	\$ 75,000					
Land/ROW/Acquisition:						
In House Services (In Kind) Parking Lot Grading	\$ 36,000					
Site Preparation & Improvements	\$ 421,000					
Permits/Inspections/Misc.						
Building/Utility Construction:	\$ 600,000					
Legal/Misc.						
Heavy Equip./Apparatus:	\$ 602,600					
Light Equip./Furniture:						
Other:						
<b>Total Capital Cost Estimate:</b>	\$ 1,734,600	\$ -	\$ -	\$ -	\$ -	\$ -
<b>Total Operating Impact Estimate:</b>	\$ -	\$ -	\$ -	\$ -	\$ -	\$ -
<b>Total Expenditure Estimate:</b>	\$ 1,734,600	\$ -	\$ -	\$ -	\$ -	\$ -

**NEW OR ADDITIONAL IMPACT on OPERATING BUDGET**

<u>Type of Expenditure</u>	FY 2026	FY 2027	FY 2028	FY 2029	FY 2030	FUTURE
Salaries/Benefits						
Professional & Consulting Services:						
Materials & Supplies						
Maintenance/Fuel						
Other						
<b>TOTAL</b>	\$ -	\$ -	\$ -	\$ -	\$ -	\$ -

**METHODS OF FINANCING**

<u>Funding Sources</u>	Previous Allocation (Earmarked)	FY 2026	FY 2027	FY 2028	FY 2029	FY 2030	FUTURE
General Fund		\$ 1,234,600					
Powell Bill Fund							
Enterprise Fund (W/S)							
Fire Dept Fund							
Grants (List) <span style="margin-left: 20px;">PARTF Grant</span>		\$ 500,000					
Bonds (List)							
Fund Balance (List)							
Other (List)							
<b>TOTAL</b>	\$ -	\$ 1,734,600	\$ -	\$ -	\$ -	\$ -	\$ -
<b>TOTAL:</b>							\$ 1,734,600

**Project Description:** This is phase 1 of the Whitmire Recreation Master Plan to add the inclusive playground, restrooms, parking areas and connecting pathways. Capital project ordinance approved by Town Council in March 2025.

**Justification/Linkage:** Town Council approved a recreation master plan in July 2023; requested application for a PARTF grant May 2024. PARTF Grant received October 2024.



**FY2026-2030 CAPITAL IMPROVEMENT PROJECT FORM**

DEPARTMENT:  DIVISION:

PROJECT NAME:  LOCATION:

YEAR: FY  ACCT#:

Type of Project:  New  Expansion  
 Replacement  Renovation

Current/ Previous Expenditures	TOTAL PROJECT COST (Capital Only)	Total Appropriations to Date	Unappropriated Subsequent Years					Future Budget Years
			Budget Year 1 FY2026	Budget Year 2 FY2027	Budget Year 3 FY2028	Budget Year 4 FY2029	Budget Year 5 FY2030	
	\$ 510,000	\$ -	\$ -	\$ 510,000	\$ -	\$ -	\$ -	\$ -

**PROJECT COSTS**

ACTIVITY	FY 2026	FY 2027	FY 2028	FY 2029	FY 2030	FUTURE
Planning, Surveying, Design, Engineering		\$ 90,000				
Land/ROW/Acquisition:						
In House Services (In Kind)		\$ 20,000				
Site Preparation & Improvements						
Permits/Inspections/Misc.						
Building/Utility Construction:		\$ 400,000				
Legal/Misc.						
Heavy Equip./Apparatus:						
Light Equip/Furniture:						
Other:						
<b>Total Capital Cost Estimate:</b>	\$ -	\$ 510,000	\$ -	\$ -	\$ -	\$ -
<b>Total Operating Impact Estimate:</b>	\$ -	\$ -	\$ -	\$ -	\$ -	\$ -
<b>Total Expenditure Estimate:</b>	\$ -	\$ 510,000	\$ -	\$ -	\$ -	\$ -

**NEW OR ADDITIONAL IMPACT on OPERATING BUDGET**

Type of Expenditure	FY 2026	FY 2027	FY 2028	FY 2029	FY 2030	FUTURE
Salaries/Benefits						
Professional & Consulting Services:						
Materials & Supplies						
Maintenance/Fuel						
Other						
<b>TOTAL</b>	\$ -	\$ -	\$ -	\$ -	\$ -	\$ -

**METHODS OF FINANCING**

Funding Sources	Previous Allocation (Earmarked)	FY 2026	FY 2027	FY 2028	FY 2029	FY 2030	FUTURE
General Fund			\$ 510,000				
Powell Bill Fund							
Enterprise Fund (W/S)							
Fire Dept Fund							
Grants (List)							
Bonds (List)							
Fund Balance (List)							
Other (List)							
<b>TOTAL</b>	\$ -	\$ -	\$ 510,000	\$ -	\$ -	\$ -	\$ -
<b>TOTAL:</b>							\$ 510,000

**Project Description:** The amphitheater for the Whitmire Property would allow for various events to occur outside of the downtown area alleviating traffic issues and street closures.

**Justification/Linkage:** Town Council approved a recreation master plan in July 2023; this was included in the phase II of the plan; however, with the ability to purchase a pre-fabricated shell building, the costs would be lower than having to design and engineer as well as construct the building.



**FY2026-2030 CAPITAL IMPROVEMENT PROJECT FORM**

DEPARTMENT: Administration/Gov Body DIVISION: Administration  
 PROJECT NAME: Pump Track LOCATION: Whitmire Property  
 YEAR: FY 2026-2027 ACCT#:                       
 Type of Project:  New  Expansion  
 Replacement  Renovation

Current/ Previous Expenditures	TOTAL PROJECT COST (Capital Only)	Total Appropriations to Date	Unappropriated Subsequent Years					Future Budget Years
			Budget Year 1 FY2026	Budget Year 2 FY2027	Budget Year 3 FY2028	Budget Year 4 FY2029	Budget Year 5 FY2030	
	\$ 285,000	\$ -	\$ -	\$ 110,000	\$ 175,000	\$ -	\$ -	\$ -

**PROJECT COSTS**

<u>ACTIVITY</u>	FY 2026	FY 2027	FY 2028	FY 2029	FY 2030	FUTURE
Planning, Surveying, Design, Engineering		\$ 90,000				
Land/ROW/Acquisition:						
In House Services (In Kind)		\$ 20,000				
Site Preparation & Improvements						
Permits/Inspections/Misc.						
Building/Utility Construction:			\$ 175,000			
Legal/Misc.						
Heavy Equip./Apparatus:						
Light Equip/Furniture:						
Other:						
<b>Total Capital Cost Estimate:</b>	\$ -	\$ 110,000	\$ 175,000	\$ -	\$ -	\$ -
<b>Total Operating Impact Estimate:</b>	\$ -	\$ -	\$ -	\$ -	\$ -	\$ -
<b>Total Expenditure Estimate:</b>	\$ -	\$ 110,000	\$ 175,000	\$ -	\$ -	\$ -

**NEW OR ADDITIONAL IMPACT on OPERATING BUDGET**

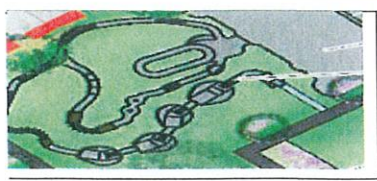
<u>Type of Expenditure</u>	FY 2026	FY 2027	FY 2028	FY 2029	FY 2030	FUTURE
Salaries/Benefits						
Professional & Consulting Services:						
Materials & Supplies						
Maintenance/Fuel						
Other						
<b>TOTAL</b>	\$ -	\$ -	\$ -	\$ -	\$ -	\$ -

**METHODS OF FINANCING**

<u>Funding Sources</u>	Previous Allocation (Earmarked)	FY 2026	FY 2027	FY 2028	FY 2029	FY 2030	FUTURE
General Fund			\$ 110,000	\$ 175,000			
Powell Bill Fund							
Enterprise Fund (W/S)							
Fire Dept Fund							
Grants (List)							
Bonds (List)							
Fund Balance (List)							
Other (List)							
<b>TOTAL</b>	\$ -	\$ -	\$ 110,000	\$ 175,000	\$ -	\$ -	\$ -
<b>TOTAL:</b>							\$ 285,000

**Project Description:** The pump track would be an added amenity adjacent to the skate park allowing use of both options for skating or biking.

**Justification/Linkage:** Town Council approved a recreation master plan in July 2023; this was included in the phase III of the plan.



# Facilities

**FY2026-2030 CAPITAL IMPROVEMENT PROJECT FORM**

DEPARTMENT:  DIVISION:

PROJECT NAME:  LOCATION:

YEAR: FY  ACCT#:

Type of Project:  New  Expansion  
 Replacement  Renovation

Current/ Previous Expenditures	TOTAL PROJECT COST (Capital Only)	Total Appropriations to Date	Unappropriated Subsequent Years					Future Budget Years
			Budget Year 1 FY2026	Budget Year 2 FY2027	Budget Year 3 FY2028	Budget Year 4 FY2029	Budget Year 5 FY2030	
	\$ 30,000	\$ -	\$ 30,000	\$ -	\$ 30,000	\$ -	\$ -	\$ -

**PROJECT COSTS**

<u>ACTIVITY</u>	FY 2026	FY 2027	FY 2028	FY 2029	FY 2030	FUTURE
Planning, Surveying, Design, Engineering						
Land/ROW/Acquisition:						
In House Services (In Kind)						
Site Preparation & Improvements						
Permits/Inspections/Misc.						
Building/Utility Construction:						
Legal/Misc.						
Heavy Equip./Apparatus:	\$ 30,000					
Light Equip./Furniture:						
Other:						
<b>Total Capital Cost Estimate:</b>	\$ 30,000	\$ -	\$ -	\$ -	\$ -	\$ -
<b>Total Operating Impact Estimate:</b>	\$ -	\$ -	\$ -	\$ -	\$ -	\$ -
<b>Total Expenditure Estimate:</b>	\$ 30,000	\$ -	\$ -	\$ -	\$ -	\$ -

**NEW OR ADDITIONAL IMPACT on OPERATING BUDGET**

<u>Type of Expenditure</u>	FY 2026	FY 2027	FY 2028	FY 2029	FY 2030	FUTURE
Salaries/Benefits						
Professional & Consulting Services:						
Materials & Supplies						
Maintenance/Fuel						
Other						
<b>TOTAL</b>	\$ -	\$ -	\$ -	\$ -	\$ -	\$ -

**METHODS OF FINANCING**

<u>Funding Sources</u>	Previous Allocation (Earmarked)	FY 2026	FY 2027	FY 2028	FY 2029	FY 2030	FUTURE
General Fund		\$ 30,000					
Powell Bill Fund							
Enterprise Fund (W/S)							
Fire Dept Fund							
Grants (List)							
Bonds (List)							
Fund Balance (List)							
Other (List)							
<b>TOTAL</b>	\$ -	\$ 30,000	\$ -	\$ -	\$ -	\$ -	\$ -
<b>TOTAL:</b>							\$ 30,000

**Project Description:**

**Justification/Linkage:**



# Information Technology (IT)

**FY2026-2030 CAPITAL IMPROVEMENT PROJECT FORM**

DEPARTMENT:  DIVISION:

PROJECT NAME:  LOCATION:

YEAR: FY  ACCT#:

Type of Project:  New  Expansion  
 Replacement  Renovation

Current/ Previous Expenditures	TOTAL PROJECT COST (Capital Only)	Total Appropriations to Date	Unappropriated Subsequent Years					
			Budget Year 1 FY2026	Budget Year 2 FY2027	Budget Year 3 FY2028	Budget Year 4 FY2029	Budget Year 5 FY2030	Future Budget Years
		\$ 35,000	\$ 25,000	\$ 27,000	\$ -	\$ -	\$ -	\$ -

**PROJECT COSTS**

ACTIVITY	FY 2026	FY 2027	FY 2028	FY 2029	FY 2030	FUTURE
Planning, Surveying, Design, Engineering						
Land/ROW/Acquisition:						
In House Services (In Kind)						
Site Preparation & Improvements						
Permits/Inspections/Misc.						
Building/Utility Construction:						
Legal/Misc.						
Heavy Equip./Apparatus:						
Light Equip/Furniture:						
Other:	\$ 25,000	\$ 27,000				
<b>Total Capital Cost Estimate:</b>	\$ 25,000	\$ 27,000	\$ -	\$ -	\$ -	\$ -
<b>Total Operating Impact Estimate:</b>	\$ -	\$ -	\$ -	\$ -	\$ -	\$ -
<b>Total Expenditure Estimate:</b>	\$ 25,000	\$ 27,000	\$ -	\$ -	\$ -	\$ -

**NEW OR ADDITIONAL IMPACT on OPERATING BUDGET**


Type of Expenditure	FY 2026	FY 2027	FY 2028	FY 2029	FY 2030	FUTURE
Salaries/Benefits						
Professional & Consulting Services:						
Materials & Supplies						
Maintenance/Fuel						
Other						
<b>TOTAL</b>	\$ -	\$ -	\$ -	\$ -	\$ -	\$ -

**METHODS OF FINANCING**

Funding Sources	Previous Allocation (Earmarked)	FY 2026	FY 2027	FY 2028	FY 2029	FY 2030	FUTURE
General Fund		\$ 25,000	\$ 27,000			\$ -	
Powell Bill Fund							
Enterprise Fund (W/S)							
Fire Dept Fund							
Grants (List)							
Bonds (List)							
Fund Balance (List)							
Other (List)							
<b>TOTAL</b>	\$ -	\$ 25,000	\$ 27,000	\$ -	\$ -	\$ -	\$ -
<b>TOTAL:</b>							\$ 52,000

**Project Description:**

**Justification/Linkage:**



**FY2026-2030 CAPITAL IMPROVEMENT PROJECT FORM**

DEPARTMENT:  DIVISION:   
 PROJECT NAME:  LOCATION:   
 YEAR: FY  ACCT#:  Type of Project:  New  Expansion  Replacement  Renovation

Current/ Previous Expenditures	TOTAL PROJECT COST (Capital Only)	Total Appropriations to Date	Unappropriated Subsequent Years					Future Budget Years
			Budget Year 1 FY2026	Budget Year 2 FY2027	Budget Year 3 FY2028	Budget Year 4 FY2029	Budget Year 5 FY2030	
	\$ 50,000	\$ -	\$ -		\$ 50,000	\$ -	\$ -	\$ -

**PROJECT COSTS**

ACTIVITY	FY 2026	FY 2027	FY 2028	FY 2029	FY 2030	FUTURE
Planning, Surveying, Design, Engineering						
Land/ROW/Acquisition:						
In House Services (In Kind)						
Site Preparation & Improvements						
Permits/Inspections/Misc.						
Building/Utility Construction:						
Legal/Misc.						
Heavy Equip./Apparatus:						
Light Equip/Furniture:						
Other:		\$ 60,000				
<b>Total Capital Cost Estimate:</b>	\$ -	\$ 60,000	\$ -	\$ -	\$ -	\$ -
<b>Total Operating Impact Estimate:</b>	\$ -	\$ -	\$ -	\$ -	\$ -	\$ -
<b>Total Expenditure Estimate:</b>	\$ -	\$ 60,000	\$ -	\$ -	\$ -	\$ -

**NEW OR ADDITIONAL IMPACT on OPERATING BUDGET**


Type of Expenditure	FY 2026	FY 2027	FY 2028	FY 2029	FY 2030	FUTURE
Salaries/Benefits						
Professional & Consulting Services:						
Materials & Supplies						
Maintenance/Fuel						
Other						
<b>TOTAL</b>	\$ -	\$ -	\$ -	\$ -	\$ -	\$ -

**METHODS OF FINANCING**

Funding Sources	Previous Allocation (Earmarked)	FY 2026	FY 2027	FY 2028	FY 2029	FY 2030	FUTURE
General Fund			\$ 60,000	\$ -			
Powell Bill Fund							
Enterprise Fund (W/S)							
Fire Dept Fund							
Grants (List)							
Bonds (List)							
Fund Balance (List)							
Other (List)							
<b>TOTAL</b>	\$ -	\$ -	\$ 60,000	\$ -	\$ -	\$ -	\$ -
<b>TOTAL:</b>							\$ 60,000

**Project Description:**

**Justification/Linkage:**



# Planning

**FY2026-2030 CAPITAL IMPROVEMENT PROJECT FORM**

DEPARTMENT:  DIVISION:

PROJECT NAME:  LOCATION:

YEAR: FY  ACCT#:

Type of Project:  New  Expansion  
 Replacement  Renovation

Current/ Previous Expenditures	TOTAL PROJECT COST (Capital Only)	Total Appropriations to Date	Unappropriated Subsequent Years					Future Budget Years
			Budget Year 1 FY2026	Budget Year 2 FY2027	Budget Year 3 FY2028	Budget Year 4 FY2029	Budget Year 5 FY2030	
	\$ 8,000	\$ -	\$ 8,000	\$ -	\$ -	\$ -	\$ -	\$ -

**PROJECT COSTS**

<u>ACTIVITY</u>	FY 2026	FY 2027	FY 2028	FY 2029	FY 2030	FUTURE
Planning, Surveying, Design, Engineering	\$ 8,000					
Land/ROW/Acquisition:						
In House Services (In Kind)						
Site Preparation & Improvements						
Permits/Inspections/Misc.						
Building/Utility Construction:						
Legal/Misc.						
Heavy Equip./Apparatus:						
Light Equip./Furniture:						
Other:						
<b>Total Capital Cost Estimate:</b>	\$ 8,000	\$ -	\$ -	\$ -	\$ -	\$ -
<b>Total Operating Impact Estimate:</b>	\$ -	\$ -	\$ -	\$ -	\$ -	\$ -
<b>Total Expenditure Estimate:</b>	\$ 8,000	\$ -	\$ -	\$ -	\$ -	\$ -

**NEW OR ADDITIONAL IMPACT on OPERATING BUDGET**


<u>Type of Expenditure</u>	FY 2026	FY 2027	FY 2028	FY 2029	FY 2030	FUTURE
Salaries/Benefits						
Professional & Consulting Services:						
Materials & Supplies						
Maintenance/Fuel						
Other						
<b>TOTAL</b>	\$ -	\$ -	\$ -	\$ -	\$ -	\$ -

**METHODS OF FINANCING**

<u>Funding Sources</u>	Previous Allocation (Earmarked)	FY 2026	FY 2027	FY 2028	FY 2029	FY 2030	FUTURE
General Fund		\$ 8,000					
Powell Bill Fund							
Enterprise Fund (W/S)							
Fire Dept Fund							
Grants (List)							
Bonds (List)							
Fund Balance (List)							
Other (List)							
<b>TOTAL</b>		\$ 8,000	\$ -	\$ -	\$ -	\$ -	\$ -
<b>TOTAL:</b>							\$ 8,000

**Project Description:**

**Justification/Linkage:**



# Police

**FY2026-2030 CAPITAL IMPROVEMENT PROJECT FORM**

DEPARTMENT:  DIVISION:

PROJECT NAME:  LOCATION:

YEAR: FY  ACCT#:

Type of Project:  New  Expansion  Replacement  Renovation

Current/ Previous Expenditures	TOTAL PROJECT COST (Capital Only)	Total Appropriations to Date	Unappropriated Subsequent Years					Future Budget Years
			Budget Year 1 FY2026	Budget Year 2 FY2027	Budget Year 3 FY2028	Budget Year 4 FY2029	Budget Year 5 FY2030	
	\$ 59,145	\$ -	\$ 11,829	\$ 11,829	\$ 11,829	\$ 11,829	\$ 11,829	\$ -

**PROJECT COSTS**

ACTIVITY	FY 2026	FY 2027	FY 2028	FY 2029	FY 2030	FUTURE
Planning, Surveying, Design, Engineering						
Land/ROW/Acquisition:						
In House Services (In Kind)						
Site Preparation & Improvements						
Permits/Inspections/Misc.						
Building/Utility Construction:						
Legal/Misc.						
Heavy Equip./Apparatus:						
Light Equip./Furniture:						
Other: TASERS	\$ 11,829	\$ 11,829	\$ 11,829	\$ 11,829	\$ 11,829	

Total Capital Cost Estimate:	\$ 11,829	\$ 11,829	\$ 11,829	\$ 11,829	\$ 11,829	\$ -
Total Operating Impact Estimate:	\$ -	\$ -	\$ -	\$ -	\$ -	\$ -
Total Expenditure Estimate:	\$ 11,829	\$ 11,829	\$ 11,829	\$ 11,829	\$ 11,829	\$ -

**NEW OR ADDITIONAL IMPACT on OPERATING BUDGET**

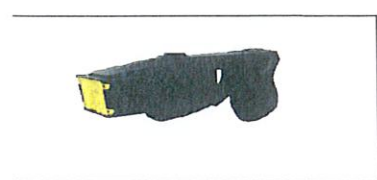
Type of Expenditure	FY 2026	FY 2027	FY 2028	FY 2029	FY 2030	FUTURE
Salaries/Benefits						
Professional & Consulting Services:						
Materials & Supplies						
Maintenance/Fuel						
Other						
<b>TOTAL</b>	\$ -	\$ -	\$ -	\$ -	\$ -	\$ -

**METHODS OF FINANCING**

Funding Sources	Previous Allocation (Earmarked)	FY 2026	FY 2027	FY 2028	FY 2029	FY 2030	FUTURE
General Fund		\$ 11,829	\$ 11,829	\$ 11,829	\$ 11,829	\$ 11,829	
Powell Bill Fund							
Enterprise Fund (W/S)							
Fire Dept Fund							
Grants (List)							
Bonds (List)							
Fund Balance (List)							
Other (List)							
<b>TOTAL</b>	\$ -	\$ 11,829	\$ 11,829	\$ 11,829	\$ 11,829	\$ 11,829	\$ -
<b>TOTAL:</b>							\$ 59,145

**Project Description:** Replacement of the current departmental tasers. The current tasers are at the end of their useful life and not warranted or even repaired by Axon any more.

**Justification/Linkage:** The taser is a less lethal weapon that gives the officers another option besides deadly force. It is a conducted energy weapon that will incapacitate a subject long enough for officers to take a resisting individual into custody. It is less lethal, meaning it is less likely to be lethal and is an option when voice commands do not work and someone is actively resisting. Outfitting the officers with this



**FY2026-2030 CAPITAL IMPROVEMENT PROJECT FORM**

DEPARTMENT:  DIVISION:

PROJECT NAME:  LOCATION:

YEAR: FY  ACCT#:

Type of Project:  New  Expansion  Replacement  Renovation

Current/ Previous Expenditures	TOTAL PROJECT COST (Capital Only)	Total Appropriations to Date	Unappropriated Subsequent Years					Future Budget Years
			Budget Year 1 FY2026	Budget Year 2 FY2027	Budget Year 3 FY2028	Budget Year 4 FY2029	Budget Year 5 FY2030	
	\$ 400,000	\$ -	\$ 100,000	\$ 50,000	\$ 100,000	\$ 50,000	\$ 100,000	\$ -

**PROJECT COSTS**

ACTIVITY	FY 2026	FY 2027	FY 2028	FY 2029	FY 2030	FUTURE
Planning, Surveying, Design, Engineering						
Land/ROW/Acquisition:						
In House Services (In Kind)						
Site Preparation & Improvements						
Permits/Inspections/Misc.						
Building/Utility Construction:						
Legal/Misc.						
Heavy Equip./Apparatus:						
Light Equip./Furniture:						
Other: Vehicle	\$100,000	\$50,000	\$100,000	\$50,000	\$100,000	

Total Capital Cost Estimate:	\$ 100,000	\$ 50,000	\$ 100,000	\$ 50,000	\$ 100,000	\$ -
Total Operating Impact Estimate:	\$ -	\$ -	\$ -	\$ -	\$ -	\$ -
Total Expenditure Estimate:	\$ 100,000	\$ 50,000	\$ 100,000	\$ 50,000	\$ 100,000	\$ -

**NEW OR ADDITIONAL IMPACT on OPERATING BUDGET**

Type of Expenditure	FY 2026	FY 2027	FY 2028	FY 2029	FY 2030	FUTURE
Salaries/Benefits						
Professional & Consulting Services:						
Materials & Supplies						
Maintenance/Fuel						
Other						
<b>TOTAL</b>	\$ -	\$ -	\$ -	\$ -	\$ -	\$ -

**METHODS OF FINANCING**

Funding Sources	Previous Allocation (Earmarked)	FY 2026	FY 2027	FY 2028	FY 2029	FY 2030	FUTURE
General Fund		\$100,000	\$50,000	\$100,000	\$50,000	\$100,000	
Powell Bill Fund							
Enterprise Fund (W/S)							
Fire Dept Fund							
Grants (List)							
Bonds (List)							
Fund Balance (List)							
Other (List)							
<b>TOTAL</b>	\$ -	\$ 100,000	\$ 50,000	\$ 100,000	\$ 50,000	\$ 100,000	\$ -
<b>TOTAL:</b>							\$ 400,000

**Project Description:** The purpose of this project named, Fleet Vehicle Improvement, is to maintain a dependable and safe fleet of police patrol vehicles. Maintaining a well kept fleet will also minimize repair expenses. The professional image of the Town of Franklin, and the Police Department is also upheld with a updated fleet.

**Justification/Linkage:** Safety and dependability for the Officers during the performance of their duties. Departmental goal of a professional image of the Town of Franklin and Police Department with an updated fleet.



# Public Works

**FY2026-2030 CAPITAL IMPROVEMENT PROJECT FORM**

DEPARTMENT:  DIVISION:   
 PROJECT NAME:  LOCATION:   
 YEAR:  ACCT#:   
 Type of Project:  Replacement  New  Expansion  Renovation

Current/ Previous Expenditures	TOTAL PROJECT COST (Capital Only)	Total Appropriations to Date	Unappropriated Subsequent Years							
			Budget Year 1 FY2026	Budget Year 2 FY2027	Budget Year 3 FY2028	Budget Year 4 FY2029	Budget Year 5 FY2030	Future Budget Years		
	\$ 35,000	\$ 20,000	\$ 15,000		\$ -	\$ -	\$ -	\$ -	\$ -	

**PROJECT COSTS**

<u>ACTIVITY</u>	FY 2026	FY 2027	FY 2028	FY 2029	FY 2030	FUTURE
Planning, Surveying, Design, Engineering						
Land/ROW/Acquisition:						
In House Services (In Kind)						
Site Preparation & Improvements						
Permits/Inspections/Misc.						
Building/Utility Construction:						
Legal/Misc.						
Heavy Equip./Apparatus:						
Light Equip./Furniture:						
Other:	\$ 15,000					
<b>Total Capital Cost Estimate:</b>	\$ 15,000	\$ -	\$ -	\$ -	\$ -	\$ -
<b>Total Operating Impact Estimate:</b>	\$ -	\$ -	\$ -	\$ -	\$ -	\$ -
<b>Total Expenditure Estimate:</b>	\$ 15,000	\$ -	\$ -	\$ -	\$ -	\$ -

**NEW OR ADDITIONAL IMPACT on OPERATING BUDGET**

<u>Type of Expenditure</u>	FY 2026	FY 2027	FY 2028	FY 2029	FY 2030	FUTURE
Salaries/Benefits						
Professional & Consulting Services:						
Materials & Supplies						
Maintenance/Fuel						
Other						
<b>TOTAL</b>	\$ -	\$ -	\$ -	\$ -	\$ -	\$ -

**METHODS OF FINANCING**

<u>Funding Sources</u>	Previous Allocation (Earmarked)	FY 2026	FY 2027	FY 2028	FY 2029	FY 2030	FUTURE
General Fund							
Powell Bill Fund							
Enterprise Fund (W/S)	\$ 20,000	\$ 15,000					
Fire Dept Fund							
Grants (List)							
Bonds (List)							
Fund Balance (List)							
Other (List)							
<b>TOTAL</b>	\$ 20,000	\$ 15,000	\$ -	\$ -	\$ -	\$ -	\$ -
<b>TOTAL:</b>							\$ 35,000

**Project Description:**

**Justification/Linkage:**



**FY2026-2030 CAPITAL IMPROVEMENT PROJECT FORM**

DEPARTMENT:  DIVISION:   
 PROJECT NAME:  LOCATION:   
 YEAR: FY  ACCT#:  Type of Project:  New Expansion  
 Replacement Renovation

Current/ Previous Expenditures	TOTAL PROJECT COST (Capital Only)	Total Appropriations to Date	Unappropriated Subsequent Years					Future Budget Years
			Budget Year 1 FY2026	Budget Year 2 FY2027	Budget Year 3 FY2028	Budget Year 4 FY2029	Budget Year 5 FY2030	
	\$ 63,750	\$ -	\$ 30,350	\$ 33,400	\$ -	\$ -	\$ -	\$ -

**PROJECT COSTS**

ACTIVITY	FY 2026	FY 2027	FY 2028	FY 2029	FY 2030	FUTURE
Planning, Surveying, Design, Engineering						
Land/ROW/Acquisition:						
In House Services (In Kind)						
Site Preparation & Improvements						
Permits/Inspections/Misc.						
Building/Utility Construction:						
Legal/Misc.						
Heavy Equip./Apparatus: Generators/T switches	\$ 30,350	\$ 33,400				
Light Equip./Furniture:						
Other:						
<b>Total Capital Cost Estimate:</b>	\$ 30,350	\$ 33,400	\$ -	\$ -	\$ -	\$ -
<b>Total Operating Impact Estimate:</b>	\$ -	\$ -	\$ -	\$ -	\$ -	\$ -
<b>Total Expenditure Estimate:</b>	\$ 30,350	\$ 33,400	\$ -	\$ -	\$ -	\$ -

**NEW OR ADDITIONAL IMPACT on OPERATING BUDGET**

Type of Expenditure	FY 2026	FY 2027	FY 2028	FY 2029	FY 2030	FUTURE
Salaries/Benefits						
Professional & Consulting Services:						
Materials & Supplies						
Maintenance/Fuel						
Other						
<b>TOTAL</b>	\$ -	\$ -	\$ -	\$ -	\$ -	\$ -

**METHODS OF FINANCING**

Funding Sources	Previous Allocation (Earmarked)	FY 2026	FY 2027	FY 2028	FY 2029	FY 2030	FUTURE
General Fund							
Powell Bill Fund							
Enterprise Fund (W/S)		\$ 30,350	\$ 33,400				
Fire Dept Fund							
Grants (List)							
Bonds (List)							
Fund Balance (List)							
Other (List)							
<b>TOTAL</b>	\$ -	\$ 30,350	\$ 33,400	\$ -	\$ -	\$ -	\$ -
<b>TOTAL:</b>							\$ 63,750

**Project Description:**

**Justification/Linkage:**

Insert Picture Below:



**FY2026-2030 CAPITAL IMPROVEMENT PROJECT FORM**

DEPARTMENT:  DIVISION:   
 PROJECT NAME:  LOCATION:   
 YEAR: FY  ACCT#:  Type of Project:  Replacement  New  Expansion  Renovation

Current/ Previous Expenditures	TOTAL PROJECT COST (Capital Only)	Total Appropriations to Date	Unappropriated Subsequent Years					
			Budget Year 1 FY2026	Budget Year 2 FY2027	Budget Year 3 FY2028	Budget Year 4 FY2029	Budget Year 5 FY2030	Future Budget Years
	\$ 120,000	\$ -	\$ 80,000	\$ 40,000	\$ -	\$ -	\$ -	\$ -

**PROJECT COSTS**

<u>ACTIVITY</u>	FY 2026	FY 2027	FY 2028	FY 2029	FY 2030	FUTURE
Planning, Surveying, Design, Engineering						
Land/ROW/Acquisition:						
In House Services (In Kind)						
Site Preparation & Improvements						
Permits/Inspections/Misc.						
Building/Utility Construction:						
Legal/Misc.						
Heavy Equip./Apparatus:						
Light Equip./Furniture:						
Other:	\$ 80,000	\$ 40,000				
<b>Total Capital Cost Estimate:</b>	\$ 80,000	\$ 40,000	\$ -	\$ -	\$ -	\$ -
<b>Total Operating Impact Estimate:</b>	\$ -	\$ -	\$ -	\$ -	\$ -	\$ -
<b>Total Expenditure Estimate:</b>	\$ 80,000	\$ 40,000	\$ -	\$ -	\$ -	\$ -

**NEW OR ADDITIONAL IMPACT on OPERATING BUDGET**

<u>Type of Expenditure</u>	FY 2026	FY 2027	FY 2028	FY 2029	FY 2030	FUTURE
Salaries/Benefits						
Professional & Consulting Services:						
Materials & Supplies						
Maintenance/Fuel						
Other						
<b>TOTAL</b>	\$ -	\$ -	\$ -	\$ -	\$ -	\$ -

**METHODS OF FINANCING**

<u>Funding Sources</u>	Previous Allocation (Earmarked)	FY 2026	FY 2027	FY 2028	FY 2029	FY 2030	FUTURE
General Fund							
Powell Bill Fund							
Enterprise Fund (W/S)		\$ 80,000	\$ 40,000				
Fire Dept Fund							
Grants (List)							
Bonds (List)							
Fund Balance (List)							
Other (List)							
<b>TOTAL</b>	\$ -	\$ 80,000	\$ 40,000	\$ -	\$ -	\$ -	\$ -
<b>TOTAL:</b>							\$ 120,000

**Project Description:**

**Justification/Linkage:**



**FY2026-2030 CAPITAL IMPROVEMENT PROJECT FORM**

DEPARTMENT: Public Works DIVISION: Water / Sewer  
 PROJECT NAME: Water Meters LOCATION: Inside and outside Town  
 YEAR: FY 2026 ACCT#:                      Type of Project:  New Replacement  Expansion Renovation

Current/ Previous Expenditures	TOTAL PROJECT COST (Capital Only)	Total Appropriations to Date	Unappropriated Subsequent Years					Future Budget Years
			Budget Year 1 FY2026	Budget Year 2 FY2027	Budget Year 3 FY2028	Budget Year 4 FY2029	Budget Year 5 FY2030	
	\$ 995,375	\$ 252,000	\$ 243,375	\$ 250,000	\$ 250,000	\$ -	\$ -	\$ -

**PROJECT COSTS**

<u>ACTIVITY</u>	FY 2026	FY 2027	FY 2028	FY 2029	FY 2030	FUTURE
Planning, Surveying, Design, Engineering						
Land/ROW/Acquisition:						
In House Services (In Kind)						
Site Preparation & Improvements						
Permits/Inspections/Misc.						
Building/Utility Construction:						
Legal/Misc.						
Heavy Equip./Apparatus:						
Light Equip/Furniture:						
Other:	\$ 243,375	\$ 250,000	\$ 250,000			
<b>Total Capital Cost Estimate:</b>	\$ 243,375	\$ 250,000	\$ 250,000	\$ -	\$ -	\$ -
<b>Total Operating Impact Estimate:</b>	\$ -	\$ -	\$ -	\$ -	\$ -	\$ -
<b>Total Expenditure Estimate:</b>	\$ 243,375	\$ 250,000	\$ 250,000	\$ -	\$ -	\$ -

**NEW OR ADDITIONAL IMPACT on OPERATING BUDGET**

<u>Type of Expenditure</u>	FY 2026	FY 2027	FY 2028	FY 2029	FY 2030	FUTURE
Salaries/Benefits						
Professional & Consulting Services:						
Materials & Supplies						
Maintenance/Fuel						
Other						
<b>TOTAL</b>	\$ -	\$ -	\$ -	\$ -	\$ -	\$ -

**METHODS OF FINANCING**

<u>Funding Sources</u>	Previous Allocation (Earmarked)	FY 2026	FY 2027	FY 2028	FY 2029	FY 2030	FUTURE
General Fund							
Powell Bill Fund							
Enterprise Fund (W/S)	\$ 252,000	\$ 243,375	\$ 250,000	\$ 250,000			
Fire Dept Fund							
Grants (List)							
Bonds (List)							
Fund Balance (List)							
Other (List)							
<b>TOTAL</b>	\$ 252,000	\$ 243,375	\$ 250,000	\$ 250,000	\$ -	\$ -	\$ -
<b>TOTAL:</b>							\$ 995,375

**Project Description:** Replace outdated and dead meters; the goal is to replace 800 meters annually until all replaced. Life of meters is approximately 10 years - plan in place to begin purchase and replacement of meters again in 2033.

**Justification/Linkage:** To improve accuracy of meter readings and improve efficiency in meter reading process.



# Streets

**FY2026-2030 CAPITAL IMPROVEMENT PROJECT FORM**

DEPARTMENT: Streets DIVISION:   
 PROJECT NAME: Hook Lift Leaf Vac LOCATION:   
 YEAR: FY 2027 ACCT#: 10-4510-5100 Type of Project:  New  Expansion  Replacement  Renovation

Current/ Previous Expenditures	TOTAL PROJECT COST (Capital Only)	Total Appropriations to Date	Unappropriated Subsequent Years									
			Budget Year 1 FY2026	Budget Year 2 FY2027	Budget Year 3 FY2028	Budget Year 4 FY2029	Budget Year 5 FY2030	Future Budget Years				
	\$ 175,000	\$ -	\$ 175,000	\$ 175,000	\$ -	\$ -	\$ -	\$ -	\$ -	\$ -	\$ -	

**PROJECT COSTS**

ACTIVITY	FY 2026	FY 2027	FY 2028	FY 2029	FY 2030	FUTURE
Planning, Surveying, Design, Engineering						
Land/ROW/Acquisition:						
In House Services (In Kind)						
Site Preparation & Improvements						
Permits/Inspections/Misc.						
Building/Utility Construction:						
Legal/Misc.						
Heavy Equip./Apparatus:		\$ 175,000				
Light Equip./Furniture:						
Other:						

Total Capital Cost Estimate:	\$ -	\$ 175,000	\$ -	\$ -	\$ -	\$ -
Total Operating Impact Estimate:	\$ -	\$ -	\$ -	\$ -	\$ -	\$ -
Total Expenditure Estimate:	\$ -	\$ 175,000	\$ -	\$ -	\$ -	\$ -

**NEW OR ADDITIONAL IMPACT on OPERATING BUDGET**

Type of Expenditure	FY 2026	FY 2027	FY 2028	FY 2029	FY 2030	FUTURE
Salaries/Benefits						
Professional & Consulting Services:						
Materials & Supplies						
Maintenance/Fuel						
Other						

TOTAL	\$ -	\$ -	\$ -	\$ -	\$ -	\$ -
-------	------	------	------	------	------	------

**METHODS OF FINANCING**

Funding Sources	Previous Allocation (Earmarked)	FY 2026	FY 2027	FY 2028	FY 2029	FY 2030	FUTURE
General Fund			\$ 175,000				
Powell Bill Fund							
Enterprise Fund (W/S)							
Fire Dept Fund							
Grants (List)							
Bonds (List)							
Fund Balance (List)							
Other (List)							

TOTAL	\$ -	\$ -	\$ 175,000	\$ -	\$ -	\$ -	\$ -
<b>TOTAL:</b>							\$ 175,000

Project Description: New leaf/debris collector.

Justification/Linkage: The equipment that was used for leaf/debris collection is old, doesn't have the capacity, and requires constant maintenance.



**FY2026-2030 CAPITAL IMPROVEMENT PROJECT FORM**

DEPARTMENT:  DIVISION:

PROJECT NAME:  LOCATION:

YEAR: FY  ACCT#:

Type of Project:  New  Expansion  
 Replacement  Renovation

Current/ Previous Expenditures	TOTAL PROJECT COST (Capital Only)	Total Appropriations to Date	Unappropriated Subsequent Years					Future Budget Years
			Budget Year 1 FY2026	Budget Year 2 FY2027	Budget Year 3 FY2028	Budget Year 4 FY2029	Budget Year 5 FY2030	
	\$ 45,000	\$ -		\$ 45,000	\$ -	\$ -	\$ -	\$ -

**PROJECT COSTS**

ACTIVITY	FY 2026	FY 2027	FY 2028	FY 2029	FY 2030	FUTURE
Planning, Surveying, Design, Engineering						
Land/ROW/Acquisition:						
In House Services (In Kind)						
Site Preparation & Improvements						
Permits/Inspections/Misc.						
Building/Utility Construction:						
Legal/Misc.						
Heavy Equip./Apparatus:		\$ 45,000				
Light Equip./Furniture:						
Other:						
<b>Total Capital Cost Estimate:</b>	\$ -	\$ 45,000	\$ -	\$ -	\$ -	\$ -
<b>Total Operating Impact Estimate:</b>	\$ -	\$ -	\$ -	\$ -	\$ -	\$ -
<b>Total Expenditure Estimate:</b>	\$ -	\$ 45,000	\$ -	\$ -	\$ -	\$ -

**NEW OR ADDITIONAL IMPACT on OPERATING BUDGET**

Type of Expenditure	FY 2026	FY 2027	FY 2028	FY 2029	FY 2030	FUTURE
Salaries/Benefits						
Professional & Consulting Services:						
Materials & Supplies						
Maintenance/Fuel						
Other						
<b>TOTAL</b>	\$ -	\$ -	\$ -	\$ -	\$ -	\$ -

**METHODS OF FINANCING**

Funding Sources	Previous Allocation (Earmarked)	FY 2026	FY 2027	FY 2028	FY 2029	FY 2030	FUTURE
General Fund			\$ 45,000				
Powell Bill Fund							
Enterprise Fund (W/S)							
Fire Dept Fund							
Grants (List)							
Bonds (List)							
Fund Balance (List)							
Other (List)							
<b>TOTAL</b>	\$ -	\$ -	\$ 45,000	\$ -	\$ -	\$ -	\$ -
					<b>TOTAL:</b>		\$ 45,000

**Project Description:**

**Justification/Linkage:**



**FY2026-2030 CAPITAL IMPROVEMENT PROJECT FORM**

DEPARTMENT: Streets DIVISION:

PROJECT NAME: Towable 3 Line Message Board LOCATION:

YEAR: FY 2026 ACCT#: 10-4511-5100

Type of Project:  New  Expansion  
 Replacement  Renovation

Current/ Previous Expenditures	TOTAL PROJECT COST (Capital Only)	Total Appropriations to Date	Unappropriated Subsequent Years					Future Budget Years
			Budget Year 1 FY2026	Budget Year 2 FY2027	Budget Year 3 FY2028	Budget Year 4 FY2029	Budget Year 5 FY2030	
	\$ 19,000	\$ -	\$ 19,000	\$ -	\$ -	\$ -	\$ -	\$ -

**PROJECT COSTS**

ACTIVITY	FY 2026	FY 2027	FY 2028	FY 2029	FY 2030	FUTURE
Planning, Surveying, Design, Engineering						
Land/ROW/Acquisition:						
In House Services (In Kind)						
Site Preparation & Improvements						
Permits/Inspections/Misc.						
Building/Utility Construction:						
Legal/Misc.						
Heavy Equip./Apparatus:	\$ 19,000					
Light Equip./Furniture:						
Other:						
<b>Total Capital Cost Estimate:</b>	\$ 19,000	\$ -	\$ -	\$ -	\$ -	\$ -
<b>Total Operating Impact Estimate:</b>	\$ -	\$ -	\$ -	\$ -	\$ -	\$ -
<b>Total Expenditure Estimate:</b>	\$ 19,000	\$ -	\$ -	\$ -	\$ -	\$ -

**NEW OR ADDITIONAL IMPACT on OPERATING BUDGET**

Type of Expenditure	FY 2026	FY 2027	FY 2028	FY 2029	FY 2030	FUTURE
Salaries/Benefits						
Professional & Consulting Services:						
Materials & Supplies						
Maintenance/Fuel						
Other						
<b>TOTAL</b>	\$ -	\$ -	\$ -	\$ -	\$ -	\$ -

**METHODS OF FINANCING**


Funding Sources	Previous Allocation (Earmarked)	FY 2026	FY 2027	FY 2028	FY 2029	FY 2030	FUTURE
General Fund							
Powell Bill Fund		\$ 19,000					
Enterprise Fund (W/S)							
Fire Dept Fund							
Grants (List)							
Bonds (List)							
Fund Balance (List)							
Other (List)							
<b>TOTAL</b>		\$ 19,000	\$ -	\$ -	\$ -	\$ -	\$ -
<b>TOTAL:</b>							\$ 19,000

**Project Description:**

This is a new towable 3 line message board. With the increase in projects and needed use of the current board, multiple signs would allow for additional communication.

**Justification/Linkage:**

There is currently only one sign available for traffic reminders. If the current sign is needed for traffic information on a project site, and information is needed somewhere else we do not have that ability.



**FY2026-2030 CAPITAL IMPROVEMENT PROJECT FORM**

DEPARTMENT:  DIVISION:

PROJECT NAME:  LOCATION:

YEAR: FY  ACCT#:  Type of Project:  New  Expansion  Replacement  Renovation

Current/ Previous Expenditures	TOTAL PROJECT COST (Capital Only)	Total Appropriations to Date	Unappropriated Subsequent Years					Future Budget Years
			Budget Year 1 FY2026	Budget Year 2 FY2027	Budget Year 3 FY2028	Budget Year 4 FY2029	Budget Year 5 FY2030	
	\$ 175,000		\$ 175,000	\$ -	\$ -	\$ -	\$ -	\$ -

**PROJECT COSTS**

ACTIVITY	FY 2026	FY 2027	FY 2028	FY 2029	FY 2030	FUTURE
Planning, Surveying, Design, Engineering						
Land/ROW/Acquisition:						
In House Services (In Kind)						
Site Preparation & Improvements	\$ 175,000					
Permits/Inspections/Misc.						
Building/Utility Construction:						
Legal/Misc.						
Heavy Equip./Apparatus:						
Light Equip./Furniture:						
Other:						
<b>Total Capital Cost Estimate:</b>	\$ 175,000	\$ -	\$ -	\$ -	\$ -	\$ -
<b>Total Operating Impact Estimate:</b>	\$ -	\$ -	\$ -	\$ -	\$ -	\$ -
<b>Total Expenditure Estimate:</b>	\$ 175,000	\$ -	\$ -	\$ -	\$ -	\$ -

**NEW OR ADDITIONAL IMPACT on OPERATING BUDGET**

Type of Expenditure	FY 2026	FY 2027	FY 2028	FY 2029	FY 2030	FUTURE
Salaries/Benefits						
Professional & Consulting Services:						
Materials & Supplies						
Maintenance/Fuel						
Other						
<b>TOTAL</b>	\$ -	\$ -	\$ -	\$ -	\$ -	\$ -

**METHODS OF FINANCING**

Funding Sources	Previous Allocation (Earmarked)	FY 2026	FY 2027	FY 2028	FY 2029	FY 2030	FUTURE
General Fund		\$ 175,000					
Powell Bill Fund							
Enterprise Fund (W/S)							
Fire Dept Fund							
Grants (List)							
Bonds (List)							
Fund Balance (List)							
Other (List)							
<b>TOTAL</b>	\$ -	\$ 175,000	\$ -	\$ -	\$ -	\$ -	\$ -
<b>TOTAL:</b>							\$ 175,000

**Project Description:**

**Justification/Linkage:**



**FY2026-2030 CAPITAL IMPROVEMENT PROJECT FORM**

DEPARTMENT:  DIVISION:

PROJECT NAME:  LOCATION:

YEAR: FY  ACCT#:

Type of Project:  New  Expansion  
 Replacement  Renovation

Current/ Previous Expenditures	TOTAL PROJECT COST (Capital Only)	Total Appropriations to Date	Unappropriated Subsequent Years					Future Budget Years
			Budget Year 1 FY2026	Budget Year 2 FY2027	Budget Year 3 FY2028	Budget Year 4 FY2029	Budget Year 5 FY2030	
	\$ 97,000	\$ -	\$ 97,000	\$ -	\$ -	\$ -	\$ -	\$ -

**PROJECT COSTS**

ACTIVITY	FY 2026	FY 2027	FY 2028	FY 2029	FY 2030	FUTURE
Planning, Surveying, Design, Engineering						
Land/ROW/Acquisition:						
In House Services (In Kind)						
Site Preparation & Improvements	\$ 97,000					
Permits/Inspections/Misc.						
Building/Utility Construction:						
Legal/Misc.						
Heavy Equip./Apparatus:						
Light Equip./Furniture:						
Other:						
<b>Total Capital Cost Estimate:</b>	\$ 97,000	\$ -	\$ -	\$ -	\$ -	\$ -
<b>Total Operating Impact Estimate:</b>	\$ -	\$ -	\$ -	\$ -	\$ -	\$ -
<b>Total Expenditure Estimate:</b>	\$ 97,000	\$ -	\$ -	\$ -	\$ -	\$ -

**NEW OR ADDITIONAL IMPACT on OPERATING BUDGET**


Type of Expenditure	FY 2026	FY 2027	FY 2028	FY 2029	FY 2030	FUTURE
Salaries/Benefits						
Professional & Consulting Services:						
Materials & Supplies						
Maintenance/Fuel						
Other						
<b>TOTAL</b>	\$ -	\$ -	\$ -	\$ -	\$ -	\$ -

**METHODS OF FINANCING**

Funding Sources	Previous Allocation (Earmarked)	FY 2026	FY 2027	FY 2028	FY 2029	FY 2030	FUTURE
General Fund							
Powell Bill Fund		\$ 97,000					
Enterprise Fund (W/S)							
Fire Dept Fund							
Grants (List)							
Bonds (List)							
Fund Balance (List)							
Other (List)							
<b>TOTAL</b>		\$ 97,000	\$ -	\$ -	\$ -	\$ -	\$ -
<b>TOTAL:</b>							\$ 97,000

**Project Description:**

**Justification/Linkage:**



# Water Treatment

**FY2026-2030 CAPITAL IMPROVEMENT PROJECT FORM**

DEPARTMENT:  DIVISION:

PROJECT NAME:  LOCATION:

YEAR: FY  ACCT#:

Type of Project:  New  Expansion  
 Replacement  Renovation

Current/ Previous Expenditures	TOTAL PROJECT COST (Capital Only)	Total Appropriations to Date	Unappropriated Subsequent Years					Future Budget Years
			Budget Year 1 FY2026	Budget Year 2 FY2027	Budget Year 3 FY2028	Budget Year 4 FY2029	Budget Year 5 FY2030	
	\$ 656,155	\$ -	\$ 656,155	\$ -	\$ -	\$ -	\$ -	\$ -

**PROJECT COSTS**

<u>ACTIVITY</u>	FY 2026	FY 2027	FY 2028	FY 2029	FY 2030	FUTURE
<i>Planning, Surveying, Design, Engineering</i>						
<i>Land/ROW/Acquisition:</i>						
<i>In House Services (In Kind)</i>						
<i>Site Preparation &amp; Improvements</i>						
<i>Permits/Inspections/Misc.</i>						
<i>Building/Utility Construction:</i>	\$ 656,155					
<i>Legal/Misc.</i>						
<i>Heavy Equip./Apparatus:</i>						
<i>Light Equip./Furniture:</i>						
<i>Other:</i>						

Total Capital Cost Estimate:	\$ 656,155	\$ -	\$ -	\$ -	\$ -	\$ -
Total Operating Impact Estimate:	\$ -	\$ -	\$ -	\$ -	\$ -	\$ -
Total Expenditure Estimate:	\$ 656,155	\$ -	\$ -	\$ -	\$ -	\$ -

**NEW OR ADDITIONAL IMPACT on OPERATING BUDGET**

<u>Type of Expenditure</u>	FY 2026	FY 2027	FY 2028	FY 2029	FY 2030	FUTURE
<i>Salaries/Benefits</i>						
<i>Professional &amp; Consulting Services:</i>						
<i>Materials &amp; Supplies</i>						
<i>Maintenance/Fuel</i>						
<i>Other</i>						

<b>TOTAL</b>	\$ -	\$ -	\$ -	\$ -	\$ -	\$ -
--------------	------	------	------	------	------	------

**METHODS OF FINANCING**

<u>Funding Sources</u>	Previous Allocation (Earmarked)	FY 2026	FY 2027	FY 2028	FY 2029	FY 2030	FUTURE
<i>General Fund</i>							
<i>Powell Bill Fund</i>							
<i>Enterprise Fund (W/S)</i>		\$ 656,155					
<i>Fire Dept Fund</i>							
<i>Grants (List)</i>							
<i>Bonds (List)</i>							
<i>Fund Balance (List)</i>							
<i>Other (List)</i>							

<b>TOTAL</b>	\$ -	\$ 656,155	\$ -	\$ -	\$ -	\$ -	\$ -
<b>TOTAL:</b>							\$ 656,155

**Project Description:**

**Justification/Linkage:**



**FY2026-2030 CAPITAL IMPROVEMENT PROJECT FORM**

DEPARTMENT:  DIVISION:

PROJECT NAME:  LOCATION:

YEAR: FY  ACCT#:

Type of Project:  New  Expansion  
 Replacement  Renovation

Current/ Previous Expenditures	TOTAL PROJECT COST (Capital Only)	Total Appropriations to Date	Unappropriated Subsequent Years							
			Budget Year 1 FY2026	Budget Year 2 FY2027	Budget Year 3 FY2028	Budget Year 4 FY2029	Budget Year 5 FY2030	Future Budget Years		
\$ 326,000	\$ 5,526,000	\$ -	\$ 5,200,000	\$ -	\$ -	\$ -	\$ -	\$ -	\$ -	\$ -

**PROJECT COSTS**

<u>ACTIVITY</u>	FY 2026	FY 2027	FY 2028	FY 2029	FY 2030	FUTURE
Planning, Surveying, Design, Engineering						
Land/ROW/Acquisition:						
In House Services (In Kind)						
Site Preparation & Improvements						
Permits/Inspections/Misc.						
Building/Utility Construction:	\$ 5,200,000					
Legal/Misc.						
Heavy Equip./Apparatus:						
Light Equip./Furniture:						
Other:						
<b>Total Capital Cost Estimate:</b>	\$ 5,200,000	\$ -	\$ -	\$ -	\$ -	\$ -
<b>Total Operating Impact Estimate:</b>	\$ -	\$ -	\$ -	\$ -	\$ -	\$ -
<b>Total Expenditure Estimate:</b>	\$ 5,200,000	\$ -	\$ -	\$ -	\$ -	\$ -

**NEW OR ADDITIONAL IMPACT on OPERATING BUDGET**

<u>Type of Expenditure</u>	FY 2026	FY 2027	FY 2028	FY 2029	FY 2030	FUTURE
Salaries/Benefits						
Professional & Consulting Services:						
Materials & Supplies						
Maintenance/Fuel						
Other						
<b>TOTAL</b>	\$ -	\$ -	\$ -	\$ -	\$ -	\$ -

**METHODS OF FINANCING**

<u>Funding Sources</u>	Previous Allocation (Earmarked)	FY 2026	FY 2027	FY 2028	FY 2029	FY 2030	FUTURE
General Fund							
Powell Bill Fund							
Enterprise Fund (W/S)		\$ 5,200,000					
Fire Dept Fund							
Grants (List)							
Bonds (List)							
Fund Balance (List)							
Other (List)							
<b>TOTAL</b>	\$ -	\$ 5,200,000	\$ -	\$ -	\$ -	\$ -	\$ -
<b>TOTAL:</b>							\$ 5,200,000

**Project Description:** Replacement of the Clearwell and High Service Pumps - The WTP currently has a 56,000 gallon clearwell and three 50 horsepower vertical turbine pumps that have reached the end of useful life and are in need of replacement to improve reliability. The proposed project will replace the existing 56,000 gallon clearwell and high service pumps with a new 250,000 gallon clearwell and a new pump station with two high service pumps rated for 2.0 MGD each.

**Justification/Linkage:** To meet Town Council goal of operating the Water Treatment Plant effectively and efficiently.

**FY2026-2030 CAPITAL IMPROVEMENT PROJECT FORM**

DEPARTMENT: Public Works DIVISION: Water Treatment Plant  
 PROJECT NAME: Raw Water Pump Replacement LOCATION: Water Treatment Plant  
 YEAR: FY 2026 ACCT#: 60-7300-5100 Type of Project:  New  Expansion  Replacement  Renovation

Current/ Previous Expenditures	TOTAL PROJECT COST (Capital Only)	Total Appropriations to Date	Unappropriated Subsequent Years						Future Budget Years
			Budget Year 1 FY2026	Budget Year 2 FY2027	Budget Year 3 FY2028	Budget Year 4 FY2029	Budget Year 5 FY2030		
	\$ 95,000	\$ -	\$ 95,000	\$ -	\$ -	\$ -	\$ -	\$ -	\$ -

**PROJECT COSTS**

<u>ACTIVITY</u>	FY 2026	FY 2027	FY 2028	FY 2029	FY 2030	FUTURE
Planning, Surveying, Design, Engineering						
Land/ROW/Acquisition:						
In House Services (In Kind)						
Site Preparation & Improvements						
Permits/Inspections/Misc.						
Building/Utility Construction: installation and wiring						
Legal/Misc.						
Heavy Equip./Apparatus:						
Light Equip./Furniture:						
Other:	\$ 95,000					
<b>Total Capital Cost Estimate:</b>	\$ 95,000	\$ -	\$ -	\$ -	\$ -	\$ -
<b>Total Operating Impact Estimate:</b>	\$ -	\$ -	\$ -	\$ -	\$ -	\$ -
<b>Total Expenditure Estimate:</b>	\$ 95,000	\$ -	\$ -	\$ -	\$ -	\$ -

**NEW OR ADDITIONAL IMPACT on OPERATING BUDGET**

<u>Type of Expenditure</u>	FY 2026	FY 2027	FY 2028	FY 2029	FY 2030	FUTURE
Salaries/Benefits						
Professional & Consulting Services:						
Materials & Supplies						
Maintenance/Fuel						
Other						
<b>TOTAL</b>	\$ -	\$ -	\$ -	\$ -	\$ -	\$ -

**METHODS OF FINANCING**

<u>Funding Sources</u>	Previous Allocation (Earmarked)	FY 2026	FY 2027	FY 2028	FY 2029	FY 2030	FUTURE
General Fund							
Powell Bill Fund							
Enterprise Fund (W/S)		\$ 95,000					
Fire Dept Fund							
Grants (List)							
Bonds (List)							
Fund Balance (List)							
Other (List)							
<b>TOTAL</b>	\$ -	\$ 95,000	\$ -	\$ -	\$ -	\$ -	\$ -
<b>TOTAL:</b>							\$ 95,000

**Project Description:** The current raw water pump is undersized and is in need of replacement.

**Justification/Linkage:** The raw water pump that needs to be replaced is one that is undersized and has not been rebuilt in apprimatly 10 years. We currently are unable to use this pump because it is unable to keep up with our daily demand. The pump and motor that we have spec'ed to replace the existing one is what they have in the designs for the WTP Rehab project.



**FY2026-2030 CAPITAL IMPROVEMENT PROJECT FORM**

DEPARTMENT:  DIVISION:   
 PROJECT NAME:  LOCATION:   
 YEAR:  ACCT#:  Type of Project:  New  Expansion  Replacement  Renovation

Current/ Previous Expenditures	TOTAL PROJECT COST (Capital Only)	Total Appropriations to Date	Unappropriated Subsequent Years						Future Budget Years
			Budget Year 1 FY2026	Budget Year 2 FY2027	Budget Year 3 FY2028	Budget Year 4 FY2029	Budget Year 5 FY2030		
	\$ 25,000	\$ -	\$ 25,000	\$ -	\$ -	\$ -	\$ -	\$ -	\$ -

**PROJECT COSTS**

<u>ACTIVITY</u>	FY 2026	FY 2027	FY 2028	FY 2029	FY 2030	FUTURE
Planning, Surveying, Design, Engineering						
Land/ROW/Acquisition:						
In House Services (In Kind)						
Site Preparation & Improvements						
Permits/Inspections/Misc.						
Building/Utility Construction:						
Legal/Misc.						
Heavy Equip./Apparatus:						
Light Equip./Furniture:						
Other:	\$ 25,000					

Total Capital Cost Estimate:	\$ 25,000	\$ -	\$ -	\$ -	\$ -	\$ -
Total Operating Impact Estimate:	\$ -	\$ -	\$ -	\$ -	\$ -	\$ -
Total Expenditure Estimate:	\$ 25,000	\$ -	\$ -	\$ -	\$ -	\$ -

**NEW OR ADDITIONAL IMPACT on OPERATING BUDGET**

<u>Type of Expenditure</u>	FY 2026	FY 2027	FY 2028	FY 2029	FY 2030	FUTURE
Salaries/Benefits						
Professional & Consulting Services:						
Materials & Supplies						
Maintenance/Fuel						
Other						

TOTAL	\$ -	\$ -	\$ -	\$ -	\$ -	\$ -
-------	------	------	------	------	------	------

**METHODS OF FINANCING**

<u>Funding Sources</u>	Previous Allocation (Earmarked)	FY 2026	FY 2027	FY 2028	FY 2029	FY 2030	FUTURE
	General Fund						
Powell Bill Fund							
Enterprise Fund (W/S)		\$ 25,000					
Fire Dept Fund							
Grants (List)							
Bonds (List)							
Fund Balance (List)							
Other (List)							

TOTAL	\$ -	\$ 25,000	\$ -	\$ -	\$ -	\$ -	\$ -
<b>TOTAL:</b>							\$ 25,000

**Project Description:**

**Justification/Linkage:**



**FY2026-2030 CAPITAL IMPROVEMENT PROJECT FORM**

DEPARTMENT:  DIVISION:

PROJECT NAME:  LOCATION:

YEAR: FY  ACCT#:

Type of Project:  New  Expansion  
 Replacement  Renovation

Current/ Previous Expenditures	TOTAL PROJECT COST (Capital Only)	Total Appropriations to Date	Unappropriated Subsequent Years					Future Budget Years
			Budget Year 1 FY2026	Budget Year 2 FY2027	Budget Year 3 FY2028	Budget Year 4 FY2029	Budget Year 5 FY2030	
	\$ 45,000	\$ -	\$ 45,000	\$ -	\$ -	\$ -	\$ -	\$ -

**PROJECT COSTS**

ACTIVITY	FY 2026	FY 2027	FY 2028	FY 2029	FY 2030	FUTURE
<i>Planning, Surveying, Design, Engineering</i>						
<i>Land/ROW/Acquisition:</i>						
<i>In House Services (In Kind)</i>						
<i>Site Preparation &amp; Improvements</i>						
<i>Permits/Inspections/Misc.</i>						
<i>Building/Utility Construction:</i>	\$ 45,000					
<i>Legal/Misc.</i>						
<i>Heavy Equip./Apparatus:</i>						
<i>Light Equip./Furniture:</i>						
<i>Other:</i>						
<b>Total Capital Cost Estimate:</b>	\$ 45,000	\$ -	\$ -	\$ -	\$ -	\$ -
<b>Total Operating Impact Estimate:</b>	\$ -	\$ -	\$ -	\$ -	\$ -	\$ -
<b>Total Expenditure Estimate:</b>	\$ 45,000	\$ -	\$ -	\$ -	\$ -	\$ -

**NEW OR ADDITIONAL IMPACT on OPERATING BUDGET**

Type of Expenditure	FY 2026	FY 2027	FY 2028	FY 2029	FY 2030	FUTURE
<i>Salaries/Benefits</i>						
<i>Professional &amp; Consulting Services:</i>						
<i>Materials &amp; Supplies</i>						
<i>Maintenance/Fuel</i>						
<i>Other</i>						
<b>TOTAL</b>	\$ -	\$ -	\$ -	\$ -	\$ -	\$ -

**METHODS OF FINANCING**

Funding Sources	Previous Allocation (Earmarked)	FY 2026	FY 2027	FY 2028	FY 2029	FY 2030	FUTURE
<i>General Fund</i>							
<i>Powell Bill Fund</i>							
<i>Enterprise Fund (W/S)</i>		\$ 45,000					
<i>Fire Dept Fund</i>							
<i>Grants (List)</i>							
<i>Bonds (List)</i>							
<i>Fund Balance (List)</i>							
<i>Other (List)</i>							
<b>TOTAL</b>	\$ -	\$ 45,000	\$ -	\$ -	\$ -	\$ -	\$ -
<b>TOTAL:</b>							\$ 45,000

**Project Description:**

The water plant roof over the lab and over the filters need to be replaced. The lab roof section leaks constantly in various areas. The roof section over our filters leaks extremely bad and dumps water into our filters as well as areas near electrical panels. This improvement is not included in the SRF Funding.

**Justification/Linkage:**

Both portions of the roof leak excessively; for the safety of employees and equipment, the roof needs to be replaced.



**FY2026-2030 CAPITAL IMPROVEMENT PROJECT FORM**

DEPARTMENT: Public Works DIVISION: Water Treatment Plant  
 PROJECT NAME: Bathroom Remodel (Both Bathrooms) LOCATION: Water Treatment Plant  
 YEAR: FY 2026 ACCT#: 60-7300-5100 Type of Project:  New  Expansion  Replacement  Renovation

Current/ Previous Expenditures	TOTAL PROJECT COST (Capital Only)	Total Appropriations to Date	Unappropriated Subsequent Years					Future Budget Years
			Budget Year 1 FY2026	Budget Year 2 FY2027	Budget Year 3 FY2028	Budget Year 4 FY2029	Budget Year 5 FY2030	
	\$ 29,000	\$ -	\$ 29,000	\$ -	\$ -	\$ -	\$ -	\$ -

**PROJECT COSTS**

ACTIVITY	FY 2026	FY 2027	FY 2028	FY 2029	FY 2030	FUTURE
Planning, Surveying, Design, Engineering						
Land/ROW/Acquisition:						
In House Services (In Kind)						
Site Preparation & Improvements						
Permits/Inspections/Misc.						
Building/Utility Construction: installation and wiring						
Legal/Misc.						
Heavy Equip./Apparatus:						
Light Equip./Furniture:						
Other:	\$ 29,000					
<b>Total Capital Cost Estimate:</b>	\$ 29,000	\$ -	\$ -	\$ -	\$ -	\$ -
<b>Total Operating Impact Estimate:</b>	\$ -	\$ -	\$ -	\$ -	\$ -	\$ -
<b>Total Expenditure Estimate:</b>	\$ 29,000	\$ -	\$ -	\$ -	\$ -	\$ -

**NEW OR ADDITIONAL IMPACT on OPERATING BUDGET**

Type of Expenditure	FY 2026	FY 2027	FY 2028	FY 2029	FY 2030	FUTURE
Salaries/Benefits						
Professional & Consulting Services:						
Materials & Supplies						
Maintenance/Fuel						
Other						
<b>TOTAL</b>	\$ -	\$ -	\$ -	\$ -	\$ -	\$ -

**METHODS OF FINANCING**

Funding Sources	Previous Allocation (Earmarked)	FY 2026	FY 2027	FY 2028	FY 2029	FY 2030	FUTURE
		General Fund					
Powell Bill Fund							
Enterprise Fund (W/S)		\$ 29,000					
Fire Dept Fund							
Grants (List)							
Bonds (List)							
Fund Balance (List)							
Other (List)							
<b>TOTAL</b>		\$ 29,000	\$ -	\$ -	\$ -	\$ -	\$ -
<b>TOTAL:</b>							\$ 29,000

**Project Description:** The current bathrooms at the water plant are outdated, with tile that is breaking off the walls and floors. The current shower is unusable, the lower level bathroom also has many of the same issues. The bathrooms are not ADA compliant; this is not covered under the SRF Funding.

**Justification/Linkage:** Both bathrooms are outdated and have never been remodeled since the plant was built, we need to make both bathrooms functional for all employees in the case of an emergency and operators have to stay for an extended period of time.



# Wastewater Treatment

**FY2026-2030 CAPITAL IMPROVEMENT PROJECT FORM**

DEPARTMENT: Public Works DIVISION: WWTP  
 PROJECT NAME: Storage-Oil Change Pit steel building LOCATION: WWTP  
 YEAR: FY 2027-2028 ACCT#: 60-7400-5100 and 60-7100-5100  
 Type of Project: 

New	Expansion
Replacement	Renovation

Current/ Previous Expenditures	TOTAL PROJECT COST (Capital Only)	Total Appropriations to Date	Unappropriated Subsequent Years					Future Budget Years
			Budget Year 1 FY2026	Budget Year 2 FY2027	Budget Year 3 FY2028	Budget Year 4 FY2029	Budget Year 5 FY2030	
\$	150,000	\$ -	\$ -	\$ 75,000	\$ 75,000	\$ -	\$ -	\$ -

**PROJECT COSTS**

<u>ACTIVITY</u>	FY 2026	FY 2027	FY 2028	FY 2029	FY 2030	FUTURE
Planning, Surveying, Design, Engineering						
Land/ROW/Acquisition:						
In House Services (In Kind)						
Site Preparation & Improvements						
Permits/Inspections/Misc.						
Building/Utility Construction:		\$ 75,000	\$ 75,000			
Legal/Misc.						
Heavy Equip./Apparatus:						
Light Equip./Furniture:						
Other:						
<b>Total Capital Cost Estimate:</b>	\$ -	\$ 75,000	\$ 75,000	\$ -	\$ -	\$ -
<b>Total Operating Impact Estimate:</b>	\$ -	\$ -	\$ -	\$ -	\$ -	\$ -
<b>Total Expenditure Estimate:</b>	\$ -	\$ 75,000	\$ 75,000	\$ -	\$ -	\$ -

**NEW OR ADDITIONAL IMPACT on OPERATING BUDGET**

<u>Type of Expenditure</u>	FY 2026	FY 2027	FY 2028	FY 2029	FY 2030	FUTURE
Salaries/Benefits						
Professional & Consulting Services:						
Materials & Supplies						
Maintenance/Fuel						
Other						
<b>TOTAL</b>	\$ -	\$ -	\$ -	\$ -	\$ -	\$ -

**METHODS OF FINANCING**

<u>Funding Sources</u>	Previous Allocation (Earmarked)	FY 2026	FY 2027	FY 2028	FY 2029	FY 2030	FUTURE
General Fund							
Powell Bill Fund							
Enterprise Fund (W/S)			\$ 75,000	\$ 75,000			
Fire Dept Fund							
Grants (List)							
Bonds (List)							
Fund Balance (List)							
Other (List)							
<b>TOTAL</b>	\$ -	\$ -	\$ 75,000	\$ 75,000	\$ -	\$ -	\$ -
<b>TOTAL:</b>							\$ 150,000

**Project Description:**

A steel bldg with 4-5 bays to replace the old wooden structure where the Christmas decor is housed and the oil change pit is located. Sewer and Public Works will share the cost of this building due to it is used mainly for storage for PW. This would be fulfilled in FY 2029, but some of the expenditure encumbered in FY 2028.

**Justification/Linkage:**

Facilities should be available for storage of equipment and other items. These facilities should be on Town-owned property and items stored within should be kept dry and clean to ensure the longest possible life of items.



**FY2026-2030 CAPITAL IMPROVEMENT PROJECT FORM**

DEPARTMENT: Public Works DIVISION: WWTP  
 PROJECT NAME: paving around plant LOCATION: WWTP  
 YEAR: FY 27-28 ACCT#: 60-7400-3510  
 Type of Project:  New  Expansion  
 Replacement  Renovation

Current/ Previous Expenditures	TOTAL PROJECT COST (Capital Only)	Total Appropriations to Date	Unappropriated Subsequent Years					Future Budget Years
			Budget Year 1 FY2026	Budget Year 2 FY2027	Budget Year 3 FY2028	Budget Year 4 FY2029	Budget Year 5 FY2030	
	\$ 40,000	\$ -	\$ -	\$ -	\$ 40,000	\$ -	\$ -	\$ -

**PROJECT COSTS**

<u>ACTIVITY</u>	FY 2026	FY 2027	FY 2028	FY 2029	FY 2030	FUTURE
<i>Planning, Surveying, Design, Engineering</i>						
<i>Land/ROW/Acquisition:</i>						
<i>In House Services (In Kind)</i>						
<i>Site Preparation &amp; Improvements</i>			\$ 40,000			
<i>Permits/Inspections/Misc.</i>						
<i>Building/Utility Construction:</i>						
<i>Legal/Misc.</i>						
<i>Heavy Equip./Apparatus:</i>						
<i>Light Equip/Furniture:</i>						
<i>Other:</i>						
<b>Total Capital Cost Estimate:</b>	\$ -	\$ -	\$ 40,000	\$ -	\$ -	\$ -
<b>Total Operating Impact Estimate:</b>	\$ -	\$ -	\$ -	\$ -	\$ -	\$ -
<b>Total Expenditure Estimate:</b>	\$ -	\$ -	\$ 40,000	\$ -	\$ -	\$ -

**NEW OR ADDITIONAL IMPACT on OPERATING BUDGET**

<u>Type of Expenditure</u>	FY 2026	FY 2027	FY 2028	FY 2029	FY 2030	FUTURE
<i>Salaries/Benefits</i>						
<i>Professional &amp; Consulting Services:</i>						
<i>Materials &amp; Supplies</i>						
<i>Maintenance/Fuel</i>						
<i>Other</i>						
<b>TOTAL</b>	\$ -	\$ -	\$ -	\$ -	\$ -	\$ -

**METHODS OF FINANCING**

<u>Funding Sources</u>	Previous Allocation (Earmarked)	FY 2026	FY 2027	FY 2028	FY 2029	FY 2030	FUTURE
<i>General Fund</i>							
<i>Powell Bill Fund</i>							
<i>Enterprise Fund (W/S)</i>				\$ 40,000			
<i>Fire Dept Fund</i>							
<i>Grants (List)</i>							
<i>Bonds (List)</i>							
<i>Fund Balance (List)</i>							
<i>Other (List)</i>							
<b>TOTAL</b>	\$ -	\$ -	\$ -	\$ 40,000	\$ -	\$ -	\$ -
<b>TOTAL:</b>							\$ 40,000

**Project Description:** paving and putting ditches around the main plant building and out to leachate gate.

**Justification/Linkage:** Cut down on dirt and dust getting inside lab, and other facilities. Cutting down wear and tear on vehicles.

# Fire Department

**FY2026-2030 CAPITAL IMPROVEMENT PROJECT FORM**

DEPARTMENT:  DIVISION:

PROJECT NAME:  LOCATION:

YEAR: FY  ACCT#:

Type of Project:  New  Expansion  Replacement  Renovation

Current/ Previous Expenditures	TOTAL PROJECT COST (Capital Only)	Total Appropriations to Date	Unappropriated Subsequent Years							
			Budget Year 1 FY2026	Budget Year 2 FY2027	Budget Year 3 FY2028	Budget Year 4 FY2029	Budget Year 5 FY2030	Future Budget Years		
	\$841,953	\$ 448,822	\$ 60,000	\$ 60,000	\$ 60,000	\$ 60,000	\$ 60,000	\$ 60,000	\$ 93,131	

**PROJECT COSTS**

ACTIVITY	FY 2026	FY 2027	FY 2028	FY 2029	FY 2030	FUTURE
Planning, Surveying, Design, Engineering						
Land/ROW/Acquisition:						
In House Services (In Kind)						
Site Preparation & Improvements						
Permits/Inspections/Misc.						
Building/Utility Construction:						
Legal/Misc.						
Heavy Equip./Apparatus:	\$ 60,000	\$ 60,000	\$ 60,000	\$ 60,000	\$ 60,000	\$ 93,131
Light Equip/Furniture:						
Other:						

Total Capital Cost Estimate:	\$ 60,000	\$ 60,000	\$ 60,000	\$ 60,000	\$ 60,000	\$ 93,131
Total Operating Impact Estimate:	\$ -	\$ -	\$ -	\$ -	\$ -	\$ -
Total Expenditure Estimate:	\$ 60,000	\$ 60,000	\$ 60,000	\$ 60,000	\$ 60,000	\$ 93,131

**NEW OR ADDITIONAL IMPACT on OPERATING BUDGET**

Type of Expenditure	FY 2026	FY 2027	FY 2028	FY 2029	FY 2030	FUTURE
Salaries/Benefits						
Professional & Consulting Services:						
Materials & Supplies						
Maintenance/Fuel						
Other						
<b>TOTAL</b>	\$ -	\$ -	\$ -	\$ -	\$ -	\$ -

**METHODS OF FINANCING**

Funding Sources	Previous Allocation (Earmarked)	FY 2026	FY 2027	FY 2028	FY 2029	FY 2030	FUTURE
General Fund							
Powell Bill Fund							
Enterprise Fund (W/S)							
Fire Dept Fund		\$ 60,000	\$ 60,000	\$ 60,000	\$ 60,000	\$ 60,000	\$ 93,131
Grants (List)							
Bonds (List)							
Fund Balance (List)							
Other (List)							
<b>TOTAL</b>	\$ -	\$ 60,000	\$ 60,000	\$ 60,000	\$ 60,000	\$ 60,000	\$ 93,131
<b>TOTAL:</b>							\$ 393,131

**Project Description:**

The current pumper truck (1151) is 32 yrs old - manufactured in 1993; mileage - 32,923  
 Budgeted numbers include vehicle and all required equipment necessary for fire suppression.  
 Downpayment placed in FY 2024/2025 - anticipated delivery date will be in late 2026 or early 2027.

**Justification/Linkage:**

NFPA 1901 recommends after 10 yrs apparatus be placed in reserve status, and retired after 25 yrs.  
 Council and Department Goals of providing safe, efficient, effective fire protection.



**FY2026-2030 CAPITAL IMPROVEMENT PROJECT FORM**

DEPARTMENT:  DIVISION:

PROJECT NAME:  LOCATION:

YEAR: FY  ACCT#:

Type of Project:  New  Expansion  
 Replacement  Renovation

Current/ Previous Expenditures	TOTAL PROJECT COST (Capital Only)	Total Appropriations to Date	Unappropriated Subsequent Years					Future Budget Years
			Budget Year 1 FY2024	Budget Year 2 FY2026	Budget Year 3 FY2027	Budget Year 4 FY2028	Budget Year 5 FY2029	
	\$ 550,000	\$ -	\$ 160,000	\$ 160,000	\$ 160,000	\$ 160,000	\$ 160,000	\$ -

**PROJECT COSTS**

ACTIVITY	FY 2026	FY 2027	FY 2028	FY 2029	FY 2030	FUTURE
Planning, Surveying, Design, Engineering						
Land/ROW/Acquisition:						
In House Services (In Kind)						
Site Preparation & Improvements						
Permits/Inspections/Misc.						
Building/Utility Construction:						
Legal/Misc.						
Heavy Equip./Apparatus:	\$ 160,000	\$ 160,000	\$ 160,000	\$ 160,000	\$ 160,000	
Light Equip./Furniture:						
Other:						

Total Capital Cost Estimate:	\$ 160,000	\$ 160,000	\$ 160,000	\$ 160,000	\$ 160,000	
Total Operating Impact Estimate:	\$ -	\$ -	\$ -	\$ -	\$ -	\$ -
Total Expenditure Estimate:	\$ 160,000	\$ 160,000	\$ 160,000	\$ 160,000	\$ 160,000	\$ -

**NEW OR ADDITIONAL IMPACT on OPERATING BUDGET**

Type of Expenditure	FY 2026	FY 2027	FY 2028	FY 2029	FY 2030	FUTURE
Salaries/Benefits						
Professional & Consulting Services:						
Materials & Supplies						
Maintenance/Fuel						
Other						
<b>TOTAL</b>	\$ -	\$ -	\$ -	\$ -	\$ -	\$ -

**METHODS OF FINANCING**

Funding Sources	Previous Allocation (Earmarked)	FY 2026	FY 2027	FY 2028	FY 2029	FY 2030	FUTURE
General Fund							
Powell Bill Fund							
Enterprise Fund (W/S)							
Fire Dept Fund		\$ 160,000	\$ 160,000	\$ 160,000	\$ 160,000	\$ 160,000	
Grants (List)							
Bonds (List)							
Fund Balance (List)							
Other (List)							
<b>TOTAL</b>	\$ -	\$ 160,000	\$ 160,000	\$ 160,000	\$ 160,000	\$ 160,000	\$ -
<b>TOTAL:</b>							\$ 800,000

**Project Description:** The current pumper/tanker (1150) is 29 yrs old manufactured in 1996; mileage - 17,753  
 Budgeted numbers include vehicle and all required equipment necessary for fire suppression. This vehicle has not been spec'ed or ordered.

**Justification/Linkage:** NFPA 1901 recommends after 10 yrs apparatus be placed in reserve status, and retired after 25 yrs.  
 Council and Department Goals of providing safe, efficient, effective fire protection.

